



REGIN

Regions for Migrants and Refugees Integration

D3.1 & D3.2

MIPEX-R and Outcome indicators datasets

Datasets updated in July 2021



Governance Element	Policy cycle	Integration domain	Integration area	Target population	Level	Item Nº	Item-indicator	Indicator	Azores	Catolonia	Murcia	Campania	Puglia	Skane	Average
Capacity	Policy output	General	Overall	TCNs	Indicator	1	Competence	In which of the following areas of policy does the region have formally recognized competences?	6	8	4	6	7	5	6
						a	Competence	Labour	X	X		X	X	X	5
						b	Competence	Education	X	X	X	X	X	X	6
						c	Competence	Health	X	X	X	X	X	X	6
						d	Competence	Housing	X	X	X	X	X	X	6
						e	Competence	Language		X			X		2
						f	Competence	Culture	X	X	X	X	X	X	6
						g	Competence	Religion		X					1
						h	Competence	Social security and assistance (e.g. Unemployment benefits, old age pension, invalidity benefits, maternity leave, family benefits, social assistance)	X	X		X	X		4
						i	Competence	NONE							0
Capacity	Policy output	General	Overall	TCNs	Indicator	2	Competence	What is the level of self-government formally recognised to the region vis-a-vis the central government in each of the following areas?	3 shared and 3 exclusive	6 shared and 2 exclusive	6 shared	6 shared	7 shared	5 shared	
						a	Competence	Labour	Shared	Shared	Shared	Shared	Shared	Shared	6
						b	Competence	Education	Shared	Shared	Shared	Shared	Shared	Shared	6
						c	Competence	Health	Exclusive	Shared	Shared	Shared	Shared	Shared	6
						d	Competence	Housing	Exclusive	Shared	Shared	Shared	Shared	Shared	6
						e	Competence	Language		Exclusiv			Shared		2
						f	Competence	Culture	Exclusive	Eclusive	Shared	Shared	Shared	Shared	6
						g	Competence	Religion		Shared					1
						h	Competence	Social security and assistance (e.g. Unemployment benefits, old age pension, invalidity benefits, maternity leave, family benefits, social assistance)	Shared	Shared	Shared	Shared	Shared		5
						i	Competence	NONE							0

Governance Element	Policy cycle	Integration domain	Integration area	Target population	Level	Item Nº	Item-indicator	Indicator	Azores	Catolonia	Murcia	Campania	Puglia	Skane	Average
Capacity	Policy output	General	Overall	TCNs	Indicator	3	Competence	Does the region dispose over an own budget in the following areas, funding measures either under public or private law?	5	8	6	6	8	0	6
						a	Competence	Labour	X	X	X	X	X		5
						b	Competence	Education	X	X	X	X	X		5
						c	Competence	Health	X	X	X	X	X		5
						d	Competence	Housing	X	X	X	X	X		5
						e	Competence	Language		X			X		2
						f	Competence	Culture	X	X	X	X	X		5
						g	Competence	Religion		X			X		2
						h	Competence	Social security and assistance (e.g. Unemployment benefits, old age pension, invalidity benefits, maternity leave, family benefits, social assistance)		X	X	X	X		4
						i	Competence	NONE							0
Capacity	Policy output	General	Overall	TCNs	Indicator	4	Competence (TCNs)	Can the region use EU funds for actions and projects as regards migrant integration?	EU funds at its own disposal + EU funds can be accessed in collaboration with central government	EU funds at its own disposal + EU funds can be accessed in collaboration with central government	EU funds at its own disposal + EU funds can be accessed in collaboration with central government	EU funds at its own disposal + EU funds can be accessed in collaboration with central government	EU funds at its own disposal + EU funds can be accessed in collaboration with central government	EU funds at its own disposal + EU funds can be accessed in collaboration with central government	
						a	Competence (TCNs)	Yes, the region has EU funds at its own disposal to support migrant integration	X	X	X	X	X	X	6
						b	Competence (TCNs)	Yes, EU funds can be accessed in collaboration with central government	X	X	X	X	X	X	6
						c	Competence (TCNs)	NO, EU funds cannot access due to eligibility conditions set by the central government							0
						d	Competence (TCNs)	NO, EU funds cannot access due to central government decision not to fund migrant integration							0

Governance Element	Policy cycle	Integration domain	Integration area	Target population	Level	Item Nº	Item-indicator	Indicator	Azores	Catolonia	Murcia	Campania	Puglia	Skane	Average	
Capacity	Policy output	General	Overall	BIPs	Indicator	5	Competence (BIPs)	Does the region have access to EU funds for actions and projects as regards BIPs reception and integration?	EU funds at its own disposal + EU funds can be accessed in collaboration with central government	NO, EU funds cannot access due to eligibility conditions set by the central government	EU funds at its own disposal to support migrant integration	EU funds at its own disposal + EU funds can be accessed in collaboration with central government	EU funds at its own disposal + EU funds can be accessed in collaboration with central government	EU funds at its own disposal + EU funds can be accessed in collaboration with central government		
							a	Competence (BIPs)	Yes, the region has EU funds at its own disposal to support migrant integration	X		X	X	X	X	5
							b	Competence (BIPs)	Yes, EU funds can be accessed in collaboration with central government	X			X	X	X	4
							c	Competence (BIPs)	NO, EU funds cannot access due to eligibility conditions set by the central government		X					1
							d	Competence (BIPs)	NO, EU funds cannot access due to central government decision not to fund migrant integration							0
Actions	Policy output	general	overall	TCNs	Indicator	6	Integration Strategy - Degree of development (TCNs)	Has the region adopted a migrant integration strategy and, if so, what elements does this strategy include?	50,0	100,0	0,0	0,0	50,0	0,0	33	
							a	Integration Strategy - Degree of development (TCNs)	Rationales/Goals	25	25	0	0	0	0	
							b	Integration Strategy - Degree of development (TCNs)	Actions	25	25	0	0	25	0	
							c	Integration Strategy - Degree of development (TCNs)	Budget	0	25	0	0	0	0	
							d	Integration Strategy - Degree of development (TCNs)	Coordination structure	0	25	0	0	25	0	

Governance Element	Policy cycle	Integration domain	Integration area	Target population	Level	Item Nº	Item-indicator	Indicator	Azores	Catolonia	Murcia	Campania	Puglia	Skane	Average
Actions	Policy output	General	Overall	BIPs	Indicator	7	Integration Strategy - Degree of development (BIPs)	Has the region adopted a reception and integration strategy targeting BIPs and, if so, what elements does this strategy include?	0,0	100,0	0,0	0,0	25,0	0,0	21
						a	Integration Strategy - Degree of development (BIPs)	Rationales/Goals	0	25	0	0	0	0	
						b	Integration Strategy - Degree of development (BIPs)	Actions	0	25	0	0	25	0	
						c	Integration Strategy - Degree of development (BIPs)	Budget	0	25	0	0	0	0	
						d	Integration Strategy - Degree of development (BIPs)	Coordination structure	0	25	0	0	0	0	
						e	Integration Strategy - Degree of development (BIPs)	NO, it has not.							
Actions	Policy output	General	Overall	BIPs	Indicator	8	Integration Strategy - Asylum inclusion (BIPs)	Does the regional strategy for BIPs reception and integration cover asylum seekers?	0,0	100,0	0,0	0,0	100,0	0,0	33
						a	Integration Strategy - Asylum inclusion (BIPs)	YES, the strategy refers to both asylum seekers and BIPs with no substantial differences in terms of actions and institutional arrangements (notwithstanding those related to the distinct legal status of the two groups)		100			100		
						b	Integration Strategy - Asylum inclusion (BIPs)	NO, it does not, the strategy refers only to BIPs							
						c	Integration Strategy - Asylum inclusion (BIPs)	NO, it does not, the strategy refers only to Asylum Seekers							
						d	Integration Strategy - Asylum inclusion (BIPs)	NO, there is no reception and integration strategy for BIPs	0		0	0		0	

Governance Element	Policy cycle	Integration domain	Integration area	Target population	Level	Item Nº	Item-indicator	Indicator	Azores	Catolonia	Murcia	Campania	Puglia	Skane	Average
Actions	Policy output	General	Overall	TCNs	Indicator	9	Integration Strategy - Scope (TCNs)	Which of the following areas does the regional integration strategy cover?	100,0	100,0	50,0	0,0	100,0	100,0	75
						a	Integration Strategy - Scope (TCNs)	Labour	X	X			X	X	4
						b	Integration Strategy - Scope (TCNs)	Education	X	X	X		X	X	5
						c	Integration Strategy - Scope (TCNs)	Health	X	X			X	X	4
						d	Integration Strategy - Scope (TCNs)	Housing	X	X	X		X	X	5
						e	Integration Strategy - Scope (TCNs)	Language		X			X		2
						f	Integration Strategy - Scope (TCNs)	Culture	X	X			X	X	4
						g	Integration Strategy - Scope (TCNs)	Religion		X					1
						h	Integration Strategy - Scope (TCNs)	Social security and assistance (e.g. Unemployment benefits, old age pension, invalidity benefits, maternity leave, family benefits, social assistance)	X	X			X		3
						i	Integration Strategy - Scope (TCNs)	NONE				0			1

MIPEX-R

Governance Element	Policy cycle	Integration domain	Integration area	Target population	Level	Item Nº	Item-indicator	Indicator	Azores	Catolonia	Murcia	Campania	Puglia	Skane	Average
Actions	Policy output	General	Overall	BIPs	Indicator	10	Integration Strategy - Scope (BIPs)	In which of the following areas does the region have targeted measures for BIPs' reception and/or integration?	0,0	37,5	0,0	0,0	85,7	40,0	27
							a	Integration Strategy - Scope (BIPs)	Labour		X		X		2
							b	Integration Strategy - Scope (BIPs)	Education				X		1
							c	Integration Strategy - Scope (BIPs)	Health		X		X	X	3
							d	Integration Strategy - Scope (BIPs)	Housing		X		X		2
							e	Integration Strategy - Scope (BIPs)	Language				X	X	2
							f	Integration Strategy - Scope (BIPs)	Culture				X		1
							g	Integration Strategy - Scope (BIPs)	Religion						0
							h	Integration Strategy - Scope (BIPs)	Social security and assistance (e.g. Unemployment benefits, old age pension, invalidity benefits, maternity leave, family benefits, social assistance)						0
							i	Integration Strategy - Scope (BIPs)	NONE	0		0	0		3

Governance Element	Policy cycle	Integration domain	Integration area	Target population	Level	Item Nº	Item-indicator	Indicator	Azores	Catolonia	Murcia	Campania	Puglia	Skane	Average	
Actors&Relations	Formulation	General	Overall	TCNs	Indicator	11	Integration Strategy - Decision - making scope (TCNs)	Please mark all the actors/stakeholders that are involved in the decision-making process related to the development of the integration strategy / migrant integration measures	56,3	56,3	12,5	0,0	56,3	50,0	39	
							a	Integration Strategy - Decision - making scope (TCNs)	Dedicated regional body/unit or department	100	100	100	0	100	100	83
							b	Integration Strategy - Decision - making scope (TCNs)	Other regional actors, bodies/units or departments (e.g. council members/representatives)	100	100	0	0	50	50	50
							c	Integration Strategy - Decision - making scope (TCNs)	Competent actors placed at the national level of governance (e.g. central government representatives/body)	0	0	0	0	100	100	33
							d	Integration Strategy - Decision - making scope (TCNs)	Competent actors placed at the local level of governance (city council members/body; province council members/body, etc.)	50	50	0	0	50	50	33
							e	Integration Strategy - Decision - making scope (TCNs)	Non-migrant nonprofit organizations/associations	50	50	0	0	50	50	33
							f	Integration Strategy - Decision - making scope (TCNs)	Migrant nonprofit organizations/associations	100	50	0	0	50	0	33
							g	Integration Strategy - Decision - making scope (TCNs)	Employer and employee organizations (business representatives, chambers, trade unions, etc.)	50	50	0	0	50	50	33
							h	Integration Strategy - Decision - making scope (TCNs)	Society at large	0	50	0	0	0	0	8
							i	Integration Strategy - Decision - making scope (TCNs)	Other (please specify)							0

Governance Element	Policy cycle	Integration domain	Integration area	Target population	Level	Item Nº	Item-indicator	Indicator	Azores	Catolonia	Murcia	Campania	Puglia	Skane	Average
Actors&Relations	Formulation	General	Overall	BIPs	Indicator	12	Integration strategy - Decision - making scope (BIPs)	Please mark all the actors/stakeholders that are involved in the decision-making process related to the development of reception and integration strategy for BIPs	0,0	56,3	0,0	0,0	68,8	56,3	30
						a	Integration strategy - Decision - making scope (BIPs)	Dedicated regional body/unit or department	0	100	0	0	100	100	50
						b	Integration strategy - Decision - making scope (BIPs)	Other regional actors, bodies/units or departments (e.g. council members/representatives)	0	100	0	0	50	50	33
						c	Integration strategy - Decision - making scope (BIPs)	Competent actors placed at the national level of governance (e.g. central government representatives/body)	0	0	0	0	100	100	33
						d	Integration strategy - Decision - making scope (BIPs)	Competent actors placed at the local level of governance (city council members/body; province council members/body, etc.)	0	50	0	0	50	50	25
						e	Integration strategy - Decision - making scope (BIPs)	Non-migrant nonprofit organizations/associations	0	50	0	0	100	50	33
						f	Integration strategy - Decision - making scope (BIPs)	Migrant nonprofit organizations/associations	0	50	0	0	50	0	17
						g	Integration strategy - Decision - making scope (BIPs)	Employer and employee organizations (business representatives, chambers, trade unions, etc.)	0	50	0	0	50	50	25
						h	Integration strategy - Decision - making scope (BIPs)	Society at large	0	50	0	0	50	50	25
						i	Integration strategy - Decision - making scope (BIPs)	Other (please specify)							0

Governance Element	Policy cycle	Integration domain	Integration area	Target population	Level	Item Nº	Item-indicator	Indicator	Azores	Catolonia	Murcia	Campania	Puglia	Skåne	Average
Actors&Relations	Implementation	General	Overall	TCNs	Indicator	13	Integration strategy - Implementation scope (TCNs)	Please mark all the actors/stakeholders that are involved in the implementation of the integration strategy / migrant integration measures	50,0	75,0	18,8	0,0	68,8	75,0	48
						a	Integration strategy - Implementation scope (TCNs)	Dedicated regional body/unit or department	100	100	100	0	100	100	83
						b	Integration strategy - Implementation scope (TCNs)	Other regional actors, bodies/units or departments (e.g. council members/representatives)	50	100	0	0	50	100	50
						c	Integration strategy - Implementation scope (TCNs)	Competent actors placed at the national level of governance (e.g. central government representatives/body)	0	0	0	0	100	100	33
						d	Integration strategy - Implementation scope (TCNs)	Competent actors placed at the local level of governance (city council members/body; province council members/body, etc.)	50	100	0	0	50	100	50
						e	Integration strategy - Implementation scope (TCNs)	Non-migrant nonprofit organizations/associations	50	100	50	0	100	50	58
						f	Integration strategy - Implementation scope (TCNs)	Migrant nonprofit organizations/associations	100	50	0	0	50	50	42
						g	Integration strategy - Implementation scope (TCNs)	Employer and employee organizations (business representatives, chambers, trade unions, etc.)	50	100	0	0	50	50	42
						h	Integration strategy - Implementation scope (TCNs)	Society at large	0	50	0	0	50	50	25
						i	Integration strategy - Implementation scope (TCNs)	Other (please specify)							0

Governance Element	Policy cycle	Integration domain	Integration area	Target population	Level	Item Nº	Item-indicator	Indicator	Azores	Catolonia	Murcia	Campania	Puglia	Skane	Average	
Actors&Relations	Implementation	General	Overall	BIPs	Indicator	14	Integration strategy -Implementation scope (BIPs)	Please mark all the actors/stakeholders that are involved in the implementation of the reception and integration strategy for BIPs	0,0	62,5	0,0	0,0	68,8	75,0	34	
							a	Integration strategy -Implementation scope (BIPs)	Dedicated regional body/unit or department	0	100	0	0	100	100	50
							b	Integration strategy -Implementation scope (BIPs)	Other regional actors, bodies/units or departments (e.g. council members/representatives)	0	100	0	0	50	100	42
							c	Integration strategy -Implementation scope (BIPs)	Competent actors placed at the national level of governance (e.g. central government representatives/body)	0	0	0	0	100	100	33
							d	Integration strategy -Implementation scope (BIPs)	Competent actors placed at the local level of governance (city council members/body; province council members/body, etc.)	0	100	0	0	50	100	42
							e	Integration strategy -Implementation scope (BIPs)	Non-migrant nonprofit organizations/associations	0	50	0	0	100	50	33
							f	Integration strategy -Implementation scope (BIPs)	Migrant nonprofit organizations/associations	0	50	0	0	50	50	25
							g	Integration strategy -Implementation scope (BIPs)	Employer and employee organizations (business representatives, chambers, trade unions, etc.)	0	50	0	0	50	50	25
							h	Integration strategy -Implementation scope (BIPs)	Society at large	0	50	0	0	50	50	25
							i	Integration strategy -Implementation scope (BIPs)	Other (please specify)							0
Actions	Evaluation	general	overall	TCNs	Indicator	15	Evaluation (TCNs)	Is there an evaluation and monitoring mechanism of the efficacy of the integration strategy?	50,0	100,0	0,0	0,0	100,0	50,0	50	
							a	Evaluation (TCNs)	YES, there is a systematic/regular evaluation&monitoring mechanism process in force	50	100			100		100
							b	Evaluation (TCNs)	YES, there is an evaluation&monitoring mechanism, carried out occasionally/on an ad-hoc basis				50		50	
							c	Evaluation (TCNs)	NO there is not.		0	0			0	

Governance Element	Policy cycle	Integration domain	Integration area	Target population	Level	Item Nº	Item-indicator	Indicator	Azores	Catolonia	Murcia	Campania	Puglia	Skane	Average
Actions	Evaluation	General	Overall	BIPs	Indicator	16	Evaluation (BIPs)	Is there an evaluation and monitoring mechanism of the efficacy of the reception and integration strategy for BIPs?	0,0	100,0	0,0	0,0	50,0	50,0	33
							a	Evaluation (BIPs) YES, there is a systematic/regular evaluation&monitoring mechanism process in force		100					100
							b	Evaluation (BIPs) YES, there is an evaluation&monitoring mechanism, carried out occasionally/on an ad-hoc basis					50	50	50
							c	Evaluation (BIPs) NO there is not.	0		0	0			0
Actions	Evaluation	General	Overall	TCNs	Indicator	17	Monitoring of service usage (TCNs)	Considering the areas of policy covered by the integration strategy, does the region monitor the usage of service by migrants?	25,0	0,0	75,0	0,0	100,0	50,0	42
							a	Monitoring of service usage (TCNs) YES, systematically/regularly, across all departments/services					100		100
							b	Monitoring of service usage (TCNs) YES, systematically/regularly, but only in few departments/services			75			50	63
							c	Monitoring of service usage (TCNs) YES, occasionally/on an ad-hoc basis, across all departments/services							0
							d	Monitoring of service usage (TCNs) YES, occasionally/on an ad-hoc basis, only in few department/services	25						25
							e	Monitoring of service usage (TCNs) NO, it does not.		0		0			0
Actions	Formulation	General	Overall	TCNs	Indicator	18	Data Collection (TCNs)	Is statistical and qualitative information on migrant integration used to inform regional policy-makers decision-making?	100,0	50,0	0,0	100,0	50,0	100,0	67
							a	Data Collection (TCNs) YES, systematically/regularly	100			100		100	100
							b	Data Collection (TCNs) YES, occasionally/on an ad-hoc basis		50			50		50
							c	Data Collection (TCNs) NO, it is not.			0				0
Actions	Formulation	general	overall	BIPs	Indicator	19	Data Collection (BIPs)	Is statistical and qualitative information on BIPs reception and integration used to inform the regional policymakers' decision-making?	0,0	0,0	0,0	100,0	50,0	50,0	33
							a	Data Collection (BIPs) YES, systematically/regularly				100			100
							b	Data Collection (BIPs) YES, occasionally/on an ad-hoc basis					50	50	50
							c	Data Collection (BIPs) NO, it is not.	0	0	0				0

Governance Element	Policy cycle	Integration domain	Integration area	Target population	Level	Item Nº	Item-indicator	Indicator	Azores	Catolonia	Murcia	Campania	Puglia	Skane	Average
Actions	Policy output	General	Overall	TCNs	Indicator	20	Institutional representation - internal (TCNs)	Does the region take action to ensure that migrants are fairly represented in key institutions and organizations?	50,0	100,0	0,0	100,0	0,0	0,0	42
						a	Institutional representation - internal (TCNs)	YES, in the regional administration and its services	100	100		100	0		75
						b	Institutional representation - internal (TCNs)	YES, in public services controlled by the region	0	100		100	0		50
						c	Institutional representation - internal (TCNs)	NO, it does not			0			0	0
Actions	Policy output	General	Overall	TCNs	Indicator	21	Institutional representation - external (TCNs)	Does the region take action to ensure that migrants are fairly represented in key institutions and organizations?	100,0	25,0	0,0	0,0	0,0	0,0	21
						a	Institutional representation - external (TCNs)	YES, on trade union boards	25						25
						b	Institutional representation - external (TCNs)	YES, on school boards	25						25
						c	Institutional representation - external (TCNs)	YES, on work councils	25						25
						d	Institutional representation - external (TCNs)	YES, on the media	25	25					25
						e	Institutional representation - external (TCNs)	NO, it does not			0	0	0	0	0

Governance Element	Policy cycle	Integration domain	Integration area	Target population	Level	Item Nº	Item-indicator	Indicator	Azores	Catolonia	Murcia	Campania	Puglia	Skane	Average
Actions	Policy output	Sociocultural	Culture&religion	TCNs	Indicator	22	Service provision: intercultural character	Regardless of the region's competences in this area, mark the actions that the region has systematically undertaken to favour interculturally adapted services	60,0	60,0	40,0	100,0	0,0	80,0	57
							a	Service provision: intercultural character	Specific services tailored to needs of migrant target groups (e.g. advice for newly arrived, for migrant entrepreneurs, funeral services, etc.)		20	20		20	20
							b	Service provision: intercultural character	Measures to lower thresholds for accessing services (easy-to-read texts, translations, user advisory groups to improve service delivery etc.)	20		20		20	20
							c	Service provision: intercultural character	Targeted information about services for migrant groups (community outreach, translated information material,...)	20	20	20		20	20
							d	Service provision: intercultural character	Interculturally competent front offices/first line client contact	20	20	20			20
							e	Service provision: intercultural character	Interpretation services are available		20	20	20	20	20
							f	Service provision: intercultural character	Other (please specify)						0
							g	Service provision: intercultural character	NONE				0		0
Actions	Policy output	general	overall	TCNs	Indicator	23	Awareness rising - TCNs	Does the region organise public debates or campaigns on the subject of migrant integration?	50,0	100,0	0,0	0,0	50,0	0,0	33
							a	Awareness rising - TCNs	YES, systematically/regularly		100				100
							b	Awareness rising - TCNs	YES, occasionally/on an ad-hoc basis	50			50		50
							c	Awareness rising - TCNs	NO, it does not.		0	0		0	0
Actions	Policy output	general	overall	BIPs	Indicator	24	Awareness rising - BIPs	Does the region organise public debates or campaigns on the subject of asylum and refuge and/or BIPs' reception and integration?	0,0	100,0	0,0	0,0	50,0	0,0	25
							a	Awareness rising - BIPs	YES, systematically/regularly		100				100
							b	Awareness rising - BIPs	YES, occasionally/on an ad-hoc basis				50		50
							c	Awareness rising - BIPs	NO, it does not.	0	0	0		0	0

Governance Element	Policy cycle	Integration domain	Integration area	Target population	Level	Item Nº	Item-indicator	Indicator	Azores	Catolonia	Murcia	Campania	Puglia	Skane	Average	
Actions	Policy output	General	Overall	TCNs	Indicator	25	Active measures (TCNs)	Does the region take active measures to shape public perceptions regarding the positive contribution of migration and diversity?	75,0	100,0	0,0	0,0	50,0	50,0	46	
						a	Active measures (TCNs)	YES, through specific campaigns	50	100	0	0	50	0	33	
						b	Active measures (TCNs)	YES, through leadership narrative	100	100	0	0	50	100	58	
Actions	Policy output	General	Overall	TCNs	Indicator	26	List of target civil society and grassroots organizations	Does the region have a list/data-base of all civil society and grassroots organizations that are active in the various fields concerned by migrant integration?	50,0	50,0	50,0	100,0	100,0	0,0	58	
						a	List of target civil society and grassroots organizations	YES, the list is systematically updated and publicly accessible	50	50	50	100	100		100	
						b	List of target civil society and grassroots organizations	YES, the list is systematically updated, but not publicly accessible				50	50		50	50
						c	List of target civil society and grassroots organizations	YES, the list is publicly accessible, but not systematically updated								
						d	List of target civil society and grassroots organizations	YES, but the list is neither publicly accessible nor systematically updated								#REF!
						e	List of target civil society and grassroots organizations	NO, it does not.							0	0
Actions	Policy output	General	Overall	TCNs	Indicator	27	Political participation (TCNs)	Does the region support political participation through the following measures? (in case they have the right to stand/vote in these elections, please specify related legislation in the comment box)	83,3	16,7	0,0	50,0	16,7	100,0	44	
						a	Political participation (TCNs)	Encouragement of TCNs to participate in regional elections	50	0	0	0	0	100	25	
						b	Political participation (TCNs)	Encouragement of TCNs who are eligible for citizenship to naturalise	100	0	0	50	0	100	42	
						c	Political participation (TCNs)	Encouragement of TCNs to get involved in non-formal participation open to all residents (citizen initiatives, public consultations, etc.)	100	50	0	100	50	100	67	
						d	Political participation (TCNs)	Other (please specify)							0	

Governance Element	Policy cycle	Integration domain	Integration area	Target population	Level	Item Nº	Item-indicator	Indicator	Azores	Catolonia	Murcia	Campania	Puglia	Skane	Average
Actions	Policy output	General	Overall	TCNs	Indicator	28	Staff training - TCNs	Does the region actively promote the integration-related competences of its officials and staff, in administration and public services	50,0	100,0	0,0	50,0	50,0	25,0	46
						a	Staff training - TCNs	YES, systematically/regularly		100				0	50
						b	Staff training - TCNs	YES, occasionally/on an ad-hoc basis	50			50	50	50	50
						c	Staff training - TCNs	NO, it does not.			0				0
Actions	Policy output	General	Overall	BIPs	Indicator	29	Staff training - BIPs	Does the region actively promote the competences of its officials and staff in administration and public services as regards asylum and refuge, BIPs situation and needs	50,0	0,0	0,0	50,0	50,0	50,0	33
						a	Staff training - BIPs	YES, systematically/regularly							0
						b	Staff training - BIPs	YES, occasionally/on an ad-hoc basis	50			50	50	50	50
						c	Staff training - BIPs	NO, it does not.		0	0				0
Actions	Policy output	General	Overall	TCNs	Indicator	30	Staff training - Kinds (TCNs)	Which are the region's efforts to foster migrant integration-related training for its staff?	50,0	50,0	0,0	0,0	33,3	16,7	25
						a	Staff training - Kinds (TCNs)	Intercultural trainings and/or language courses for staff members	50	100	0	0	50	0	33
						b	Staff training - Kinds (TCNs)	Recruitment of staff with migrant background/language and intercultural skills	50	50	0	0	50	50	33
						c	Staff training - Kinds (TCNs)	Intercultural competences are required or endorsed as an asset for senior positions	50	0	0	0	0	0	8
						d	Staff training - Kinds (TCNs)	Other (please specify)							0

Governance Element	Policy cycle	Integration domain	Integration area	Target population	Level	Item Nº	Item-indicator	Indicator	Azores	Catolonia	Murcia	Campania	Puglia	Skane	Average		
Actors&Relations	Policy output	General	Overall	TCNs	Indicator	31	Strength of a regional consultative body/unit (TCNs)	Which are the consultative powers ensured the body/unit through which migrants can voice their concerns and advise the regional policymaker on integration matters?	67	33	0	0	0	0	17		
							a	Strength of a regional consultative body/unit (TCNs)	67	33					0		
							b	Strength of a regional consultative body/unit (TCNs)							0		
							c	Strength of a regional consultative body/unit (TCNs)							67		
							d	Strength of a regional consultative body/unit (TCNs)							33		
							e	Strength of a regional consultative body/unit (TCNs)							0		
							f	Strength of a regional consultative body/unit (TCNs)			0	0	0	0	0		
Actors&Relations	Policy output	General	Overall	TCNs	Indicator	32	Body/unit promoting migrant integration (TCNs)	Is there a body/unit specifically dedicated to migrant integration in the region's administrative structure?	100	100	0	50	0	100	58		
							a	Body/unit promoting migrant integration (TCNs)	100	100	0	50	0	100	100		
							b	Body/unit promoting migrant integration (TCNs)						50			
							c	Body/unit promoting migrant integration (TCNs)									

MIPEX-R

Governance Element	Policy cycle	Integration domain	Integration area	Target population	Level	Item Nº	Item-indicator	Indicator	Azores	Catolonia	Murcia	Campania	Puglia	Skane	Average	
Actors&Relations	Policy output	General	Overall	BIPs	Indicator	33	Body/unit promoting BIPs reception and integration (BIPs)	Is there a body/unit specifically dedicated to BIPs reception and integration in the region's administrative structure?	100	100	0	0	0	100	50	
							a	Body/unit promoting BIPs reception and integration (BIPs)	YES, there is a permanent body/unit with its own multiannual planning and budget	100	100				100	100
							b	Body/unit promoting BIPs reception and integration (BIPs)	YES, there is such a body/unit, but without a multiannual planning, neither budget						0	
							c	Body/unit promoting BIPs reception and integration (BIPs)	NO, there is not.			0	0	0		0
Actors&Relations	Multistage	General	Overall	TCNs	Indicator	34	Inter-regional cooperation (TCNs)	How does the region work together with other regions?	50	75	12,5	37,5	50	75	50	
							a	Inter-regional cooperation (TCNs)	The region establishes alliances to foster migrants integration with other regions within the country	0	50	0	50	50	100	42
							b	Inter-regional cooperation (TCNs)	The region jointly formulates and develops measures with other regions within the country	0	100	0	50	50	100	50
							c	Inter-regional cooperation (TCNs)	The regions establishes alliances to foster migrants integration with other regions in other European countries (e.g. regional associations etc.)	100	100	50	50	50	50	67
							d	Inter-regional cooperation (TCNs)	The region jointly formulates and develops measures with other regions in other European countries	100	50	0	0	50	50	42
							e	Inter-regional cooperation (TCNs)	Other (please specify)						0	
Actors&Relations	Multistage	General	Overall	TCNs	Indicator	35	Involvement in national integration policies (TCNs)	How does the region involve itself in national integration policies?	83,3	66,7	33,3	66,7	66,7	100,0	69	
							a	Involvement in national integration policies (TCNs)	The region exchanges knowledge and information in matters decided at national level	100	100	50	50	50	100	75
							b	Involvement in national integration policies (TCNs)	The region formulates and develops decisions policy positions in matters decided at national level	50	50	0	50	50	100	50
							c	Involvement in national integration policies (TCNs)	The region takes part in the policy implementation in matters decided at national level	100	50	50	100	100	100	83
							d	Involvement in national integration policies (TCNs)	Other (please specify)						0	

Governance Element	Policy cycle	Integration domain	Integration area	Target population	Level	Item Nº	Item-indicator	Indicator	Azores	Catolonia	Murcia	Campania	Puglia	Skane	Average
Actors&Relations	Multistage	General	Overall	BIPs	Indicator	36	Involvement in national integration policies (BIPs)	How does the region involve itself in the national reception and integration system for BIPs?	100,0	0,0	50,0	50,0	66,7	83,3	58
						a	Involvement in national integration policies (BIPs)	The region exchanges knowledge and information in matters decided at national level	100	0	50	50	50	100	58
						b	Involvement in national integration policies (BIPs)	The region formulates and develops decisions policy positions in matters decided at national level	100	0	0	0	50	50	33
						c	Involvement in national integration policies (BIPs)	The region takes part in the policy implementation in matters decided at national level	100	0	100	100	100	100	83
						d	Involvement in national integration policies (BIPs)	Other (please specify)							0
Resources	Implementation	General	Overall	TCNs	Indicator	37	Support for civil society (TCNs)	Which kind of support does the region provide for NGOs/associations carrying out projects in the field of migrant integration?	83,3	83,3	33,3	50,0	66,7	100,0	69
						a	Support for civil society (TCNs)	In-kind material support (e.g. locations, commodity, goods, etc.)	50	50	0	50	50	100	50
						b	Support for civil society (TCNs)	In-kind immaterial support (e.g. training, seminars, know-how for project development/implementation, etc.)	100	100	0	50	50	100	67
						c	Support for civil society (TCNs)	In-cash support via mainstream or targeted funds	100	100	100	50	100	100	92
						d	Support for civil society (TCNs)	Other (please specify)							0
Resources	Implementation	General	Overall	BIPs	Indicator	38	Support for civil society (BIPs)	Which kind of support does the region provide for NGOs/associations carrying out projects in the field of BIPs reception and integration?	N/A	66,7	N/A	50,0	33,3	100,0	62,5
						a	Support for civil society (BIPs)	In-kind material support (e.g. locations, commodity, goods, etc.)		0		50	0	100	38
						b	Support for civil society (BIPs)	In-kind immaterial support (e.g. training, seminars, know-how for project development/implementation, etc.)		100		50	50	100	75
						c	Support for civil society (BIPs)	In-cash support via mainstream or targeted funds		100		50	50	100	75
						d	Support for civil society (BIPs)	Other (please specify)							0

Governance Element	Policy cycle	Integration domain	Integration area	Target population	Level	Item Nº	Item-indicator	Indicator	Azores	Catolonia	Murcia	Campania	Puglia	Skane	Average
Resources	Implementation	General	Overall	TCNs	Indicator	39	Support for local authorities (TCNs)	Which kind of support does the region provide for local authorities as regards the field of migrant integration?	33,3	66,7	N/A	66,7	100,0	66,7	66,7
						a	Support for local authorities (TCNs)	In-kind material support (e.g. locations, commodity, goods, etc.)	50	0		50	100	100	60
						b	Support for local authorities (TCNs)	In-kind immaterial support (e.g. training, seminars, know-how for policy development/implementation, etc.)	50	100		100	100	0	70
						c	Support for local authorities (TCNs)	In-cash support via mainstream or targeted funds	0	100		50	100	100	70
						d	Support for local authorities (TCNs)	Other (please specify)							0
Resources	Implementation	General	Overall	BIPs	Indicator	40	Support for local authorities (BIPs)	Which kind of support does the region provide for local authorities as regards the field of BIPs reception and integration?	0,0	0,0	N/A	50,0	50,0	66,7	33,3
						a	Support for local authorities (BIPs)	In-kind material support (e.g. locations, commodity, goods, etc.)	0	0		50	50	100	40
						b	Support for local authorities (BIPs)	In-kind immaterial support (e.g. training, seminars, know-how for policy development/implementation, etc.)	0	0		50	50	0	20
						c	Support for local authorities (BIPs)	In-cash support via mainstream or targeted funds	0	0		50	50	100	40
						d	Support for local authorities (BIPs)	Other (please specify)							0
Resources	Implementation	Oeneral	Overall	TCNs	Indicator	41	Integration Strategy - Budget amount (TCNs)	What is the total amount of the budget dedicated to the implementation of the integration strategy and migrant integration actions in the region?	No scoring, qualitative data	No scoring, qualitative data	No scoring, qualitative data	No scoring, qualitative data	No scoring, qualitative data	No scoring, qualitative data	
Resources	Implementation	General	Overall	BIPs	Indicator	42	Integration Strategy - Budget amount (BIPs)	What is the total amount of the budget dedicated to the implementation of the reception and integration strategy for BIPs in the region?	No scoring, qualitative data	No scoring, qualitative data	No scoring, qualitative data	No scoring, qualitative data	No scoring, qualitative data	No scoring, qualitative data	

Governance Element	Policy cycle	Integration domain	Integration area	Target population	Level	Item Nº	Item-indicator	Indicator	Azores	Catolonia	Murcia	Campania	Puglia	Skane	Average
Resources	Implementation	General	Overall	TCNs	Indicator	43	Integration Strategy - Sources (TCNs)	What are the main sources of the budget dedicated to the implementation of the integration strategy and migrant integration actions in the region?	No scoring, qualitative data	No scoring, qualitative data	No scoring, qualitative data	No scoring, qualitative data	No scoring, qualitative data	No scoring, qualitative data	
						a	Integration Strategy - Sources (TCNs)	Regional funds	X	X				X	3
						b	Integration Strategy - Sources (TCNs)	National funds						X	1
						c	Integration Strategy - Sources (TCNs)	EU funds	X	X				X	3
						d	Integration Strategy - Sources (TCNs)	Private funds (please specify)							0
						e	Integration Strategy - Sources (TCNs)	Other (please specify)							0
						f	Integration Strategy - Sources (TCNs)	NONE							0
Resources	Implementation	General	Overall	BIPs	Indicator	44	Integration Strategy - Sources (BIPs)	What are the main sources of the budget dedicated to the implementation of the reception and integration strategy for BIPs in the region?	No scoring, qualitative data	No scoring, qualitative data	No scoring, qualitative data	No scoring, qualitative data	No scoring, qualitative data	No scoring, qualitative data	
						a	Integration Strategy - Sources (BIPs)	Regional funds	X	X				X	3
						b	Integration Strategy - Sources (BIPs)	National funds						X	1
						c	Integration Strategy - Sources (BIPs)	EU funds		X				X	2
						d	Integration Strategy - Sources (BIPs)	Private funds (please specify)							0
						e	Integration Strategy - Sources (BIPs)	Other (please specify)							0
						f	Integration Strategy - Sources (BIPs)	NONE							0

Governance Element	Policy cycle	Integration domain	Integration area	Target population	Level	Item Nº	Item-indicator	Indicator	Azores	Catolonia	Murcia	Campania	Puglia	Skane	Average
Actions	Policy output	Socioeconomic	Health	TCNs	Indicator	45	Health - Access measures (irregular) (TCNs)	Provided competence of the region in this area, which are the health conditions granted to migrants in irregular situation?	100,0	100,0	50,0	50,0	50,0	50,0	67
						a	Health - Access measures (irregular) (TCNs)	Health care coverage is unconditional and granted to the same conditions as nationals.	100	100					100
						b	Health - Access measures (irregular) (TCNs)	Access to health care coverage is granted on more restrictive conditions than for nationals (e.g. depending on the length of stay / enrollment in public facilities / etc.).			50			50	50
						c	Health - Access measures (irregular) (TCNs)	The services covered by the health care are granted on more restrictive conditions than for nationals (eg: only urgent treatments / additional medication / etc)				50	50		50
						d	Health - Access measures (irregular) (TCNs)	Both the access and the services covered by the health care are more restrictive than for nationals.							0
						e	Health - Access measures (irregular) (TCNs)	No inclusion (costs must be paid in full by the user or by a commercial insurance policy)							0
Actions	Policy output	Socioeconomic	Health	TCNs	Indicator	46	Health - Access measures (regular) (TCNs)	Provided competence of the region in this area, which are the health conditions granted to migrants in regular situation?	100,0	100,0	100,0	100,0	100,0	100,0	100
						a	Health - Access measures (regular) (TCNs)	Health care coverage is unconditional and granted to the same conditions as nationals.	100	100	100	100	100	100	100
						b	Health - Access measures (regular) (TCNs)	Access to health care coverage is granted on more restrictive conditions than for nationals (e.g. depending on the length of stay / enrollment in public facilities / etc.).							0
						c	Health - Access measures (regular) (TCNs)	The services covered by the health care are granted on more restrictive conditions than for nationals (eg: only urgent treatments / additional medication / etc)							0
						d	Health - Access measures (regular) (TCNs)	Both the access and the services covered by the health care are more restrictive than for nationals.							0
						e	Health - Access measures (regular) (TCNs)	No inclusion (costs must be paid in full by the user or by a commercial insurance policy)							0

Governance Element	Policy cycle	Integration domain	Integration area	Target population	Level	Item Nº	Item-indicator	Indicator	Azores	Catolonia	Murcia	Campania	Puglia	Skane	Average	
Actions	Policy output	Socioeconomic	Health	TCNs	Indicator	47	Health - Inclusion measures - language (TCNs)	Regardless of the region's competences in this area, mark the actions that the region has undertaken to favour migrants' health inclusion regarding interpretation services	50,0	100,0	50,0	50,0	50,0	100,0	67	
							a	Health - Inclusion measures - language (TCNs)	Systematically/Regularly qualified interpretation services for patients with inadequate proficiency in the official language(s) free of charge	50	100		50	50	100	100
							b	Health - Inclusion measures - language (TCNs)	Systematically/Regularly qualified interpretation services for patients with inadequate proficiency in the official language(s) payed by patients							0
							c	Health - Inclusion measures - language (TCNs)	Occasionally/On an ad-hoc basis qualified interpretation services for patients with inadequate proficiency in the official language(s) free of charge							50
							d	Health - Inclusion measures - language (TCNs)	Occasionally/On an ad-hoc basis qualified interpretation services for patients with inadequate proficiency in the official language(s) payed by patients							0
							e	Health - Inclusion measures - language (TCNs)	No qualified interpretation services for patients with inadequate proficiency in the official language(s) available							0
Actions	Policy output	socioeconomic	health	TCNs	Indicator	48	Health - Inclusion measures - information (TCNs)	Regardless of the region's competences in this area, mark the actions that the region has undertaken to favour migrants' health inclusion regarding target information	50,0	50,0	50,0	50,0	50,0	100,0	58	
							a	Health - Inclusion measures - information (TCNs)	Target information for migrants on entitlements and use of health services	50	50	50	50	50	100	58
Actions	Policy output	socioeconomic	housing	TCNs	Indicator	49	Regardless of the region's competences in this area - Housing access measures (TCNs)	Mark the actions that the region has undertaken to favour migrant access to housing market	37,5	0,0	0,0	37,5	12,5	62,5	25	
							a	Regardless of the region's competences in this area - Housing access measures (TCNs)	Provision of targeted housing advice, counselling, representation to favour migrants' access to the housing market	50	0	0	50	0	100	33
							b	Regardless of the region's competences in this area - Housing access measures (TCNs)	Provision of targeted financial support (in-cash support)	50	0	0	0	0	50	17
							c	Regardless of the region's competences in this area - Housing access measures (TCNs)	Provision of targeted in-kind support (dedicated public housing)	50	0	0	50	0	50	25
							d	Regardless of the region's competences in this area - Housing access measures (TCNs)	Address situations of segregation by developing territorial profiles (mapping presence of refugees/migrants/IDPs, poverty, building stocks, connectivity, vulnerability to disasters etc.) improving the quality of urban space (neighborhood, transport, service provision planning, etc.)	0	0	0	50	50	50	25
							e	Regardless of the region's competences in this area - Housing access measures (TCNs)	Other (please specify)							0

Governance Element	Policy cycle	Integration domain	Integration area	Target population	Level	Item Nº	Item-indicator	Indicator	Azores	Catolonia	Murcia	Campania	Puglia	Skane	Average
Actions	Policy output	Socioeconomic	Labour	TCNs	Indicator	50	Regardless of the region's competences in this area -Labour market inclusion: measures (TCNs)	Mark the actions that the region has systematically undertaken to favour migrant inclusion into the labour market	57,1	14,3	0,0	50,0	21,4	57,1	33
							a	Regardless of the region's competences in this area -Labour market inclusion: measures (TCNs) Targeted training other than generic language training (e.g. bridging courses, job specific language training, etc.).	50	100	0	50	50	100	58
							b	Regardless of the region's competences in this area -Labour market inclusion: measures (TCNs) Programmes to encourage hiring of TCNs (e.g. employer incentives, work placements, public sector commitments, etc.)	0	0	0	50	0	50	17
							c	Regardless of the region's competences in this area -Labour market inclusion: measures (TCNs) Targeted programmes to address the labour market situation of migrant groups with special needs (e.g. youth, NEETs, women, long-term unemployed, illiterate, etc.) (please specify the target group(s) in the comment box)	50	0	0	50	0	50	25
							d	Regardless of the region's competences in this area -Labour market inclusion: measures (TCNs) Financial / logistical support/assistance is provided for migrant entrepreneurs (e.g. for the preparation of a business plan, grants and micro-credits, access to credit, initial capital outlay, alternative income/social support, ongoing business development activities)	100	0	0	50	50	100	50
							e	Regardless of the region's competences in this area -Labour market inclusion: measures (TCNs) Measures designed to increase participation in vocational training courses, apprenticeships and/or degree programmes (e.g. scholarships, incentives, campaigns, orientation, mentoring, support)	50	0	0	50	0	0	17
							f	Regardless of the region's competences in this area -Labour market inclusion: measures (TCNs) A partnership is in place between local authorities, social enterprises and the private sector to support new labour opportunities for migrant and host communities	50	0	0	50	0	50	25
							g	Regardless of the region's competences in this area -Labour market inclusion: measures (TCNs) Targeted actions to fight labour market exploitation (e.g. labour abuse/exploitation, labour market offenders, rogue businesses, etc.)	100	0	0	50	50	50	42
							h	Regardless of the region's competences in this area -Labour market inclusion: measures (TCNs) Other (please specify)							0

Governance Element	Policy cycle	Integration domain	Integration area	Target population	Level	Item Nº	Item-indicator	Indicator	Azores	Catolonia	Murcia	Campania	Puglia	Skane	Average
Actions	Policy output	Socioeconomic	Education	TCNs	Indicator	51	Regardless of the region's competences in this area - Educational inclusion: measures (TCNs)	Mark the actions that the region has undertaken to favour migrant inclusion into the educational context	71,4	71,4	14,3	92,9	14,3	50,0	52
							a	Regardless of the region's competences in this area -Educational inclusion: measures (TCNs) Provision of guidance and support to address educational situation of migrant groups (e.g. teaching assistance, homework support)	100	100	0	100	50	100	75
							b	Regardless of the region's competences in this area -Educational inclusion: measures (TCNs) Provision of targeted financial resources to address educational situation of migrant groups.	50	100	0	100	0	50	50
							c	Regardless of the region's competences in this area -Educational inclusion: measures (TCNs) Put in place measures to avoid segregation of pupils on ethnic, religious, linguistic or other grounds.	100	0	0	100	0	0	33
							d	Regardless of the region's competences in this area -Educational inclusion: measures (TCNs) Intercultural education is offered as stand-alone school subject and/or as transversal topic in in school curriculum.	100	100	0	100	0	0	50
							e	Regardless of the region's competences in this area -Educational inclusion: measures (TCNs) Measures to bring migrants into the teacher workforce (e.g. campaigns, incentives, support)	0	0	0	50	0	50	17
							f	Regardless of the region's competences in this area -Educational inclusion: measures (TCNs) Provide intercultural competence training to educational staff	50	100	0	100	0	50	50
							g	Regardless of the region's competences in this area -Educational inclusion: measures (TCNs) School places for all children (incl. undocumented) of compulsory schooling age.	100	100	100	100	50	100	92
							h	Regardless of the region's competences in this area -Educational inclusion: measures (TCNs) Other (please specify)							0

Governance Element	Policy cycle	Integration domain	Integration area	Target population	Level	Item Nº	Item-indicator	Indicator	Azores	Catolonia	Murcia	Campania	Puglia	Skane	Average
Actions	Policy output	Sociocultural	Language	TCNs	Indicator	52	Regardless of the region's competences in this area -Language inclusion: measures (TCNs)	Mark the actions that the region has systematically undertaken to favour migrants' language inclusion	16,7	100,0	8,3	33,3	25,0	25,0	35
							a	Regardless of the region's competences in this area -Language inclusion: measures (TCNs) Needs-assessed/tailored language training in the official language(s) for migrants	0	100	50	0	50	50	42
							b	Regardless of the region's competences in this area -Language inclusion: measures (TCNs) Teaching migrant/minority languages as part of the regular curriculum at schools	0	100	0	0	0	0	17
							c	Regardless of the region's competences in this area -Language inclusion: measures (TCNs) Teaching migrant/minority languages as a mother tongue course for migrant/minority children only	0	100	0	0	0	100	33
							d	Regardless of the region's competences in this area -Language inclusion: measures (TCNs) Teaching migrant/minority languages as a regular language option available to everyone	0	100	0	0	0	0	17
							e	Regardless of the region's competences in this area -Language inclusion: measures (TCNs) In cash support for private/civil sector organisations providing language training in migrant/minority languages	50	100	0	100	50	0	50
							f	Regardless of the region's competences in this area -Language inclusion: measures (TCNs) In-kind support for private/civil sector organisations providing language training in migrant/minority languages	50	100	0	100	50	0	50
							g	Regardless of the region's competences in this area -Language inclusion: measures (TCNs) Other (please specify)							0

Governance Element	Policy cycle	Integration domain	Integration area	Target population	Level	Item Nº	Item-indicator	Indicator	Azores	Catolonia	Murcia	Campania	Puglia	Skane	Average
Actions	Policy output	Socioeconomic	Social security & assistance	TCNs	Indicator	53	Regardless of the region's competences in this area - Universal/public services measures (TCNs)	Mark the actions that the region has undertaken to favour migrant access to universal services	33,3	66,7	0,0	83,3	33,3	83,3	50
						a	Regardless of the region's competences in this area - Universal/public services measures (TCNs)	One-stop-shops	0	0		100	50	50	40
						b	Regardless of the region's competences in this area - Universal/public services measures (TCNs)	Welcome packs	50	100		100	0	100	70
						c	Regardless of the region's competences in this area - Universal/public services measures (TCNs)	Guidelines on ho to access public services	50	100		50	50	100	70
						d	Regardless of the region's competences in this area - Universal/public services measures (TCNs)	Other (please specify)							0
Actions	Policy output	Socioeconomic	Social security & assistance	TCNs	Indicator	54	Regardless of the region's competences in this area - Social security and assistance: measures (TCNs)	Does the regions undertake additional measures to ensure access to	66,7	100,0	0,0	8,3	75,0	100,0	58
						a	Regardless of the region's competences in this area -Social security and assistance: measures (TCNs)	Unemployment benefits	100	100	0	0	50	100	58
						b	Regardless of the region's competences in this area -Social security and assistance: measures (TCNs)	Old age pension	100	100	0	0	50	100	58
						c	Regardless of the region's competences in this area -Social security and assistance: measures (TCNs)	Invalidity benefits	0	100	0	0	50	100	42
						d	Regardless of the region's competences in this area -Social security and assistance: measures (TCNs)	Maternity/Paternity leave	0	100	0	0	100	100	50
						e	Regardless of the region's competences in this area -Social security and assistance: measures (TCNs)	Family benefit	100	100	0	0	100	100	67
						f	Regardless of the region's competences in this area -Social security and assistance: measures (TCNs)	Social assistance	100	100	0	50	100	100	75
						g	Regardless of the region's competences in this area -Social security and assistance: measures (TCNs)	Other (please specify)							0

Governance Element	Policy cycle	Integration domain	Integration area	Target population	Level	Item Nº	Item-indicator	Indicator	Azores	Catolonia	Murcia	Campania	Puglia	Skane	Average
Actions	Policy output	Socioeconomic	Social security & assistance	TCNs	Indicator	55	Social integration: measures (TCNs)	Does the region provide social orientation courses targeting migrants	50,0	100,0	0,0	50,0	0,0	100,0	50
						a	Social integration: measures (TCNs)	YES, systematically/regularly		100				100	100
						b	Social integration: measures (TCNs)	YES, occasionally/on an ad-hoc basis	50			50			50
						c	Social integration: measures (TCNs)	NO, it does not.			0		0		0
Actors&Relations	Policy output	Sociocultural	Culture & religion	TCNs	Indicator	56	Inter-religious relation (TCNs)	Does the region have a permanent body/unit that deals with inter-religious relations?	100,0	100,0	0,0	0,0	0,0	100,0	50
						a	Inter-religious relation (TCNs)	YES, there is a regional body/unit which also deals with inter-religious relations	100	100				100	100
						b	Inter-religious relation (TCNs)	NO, there is not.			0	0	0		0
Actions	Policy output	Sociocultural	Culture & religion	TCNs	Indicator	57	Cultural events promoting diversity and/or integration (TCNs)	Does the region organise events and activities in the fields of arts, culture and sport that aim to encourage people from different cultural backgrounds to interact and to foster migrant integration?	100,0	100,0	50,0	50,0	50,0	25,0	63
						a	Cultural events promoting diversity and/or integration (TCNs)	YES, its own events	100	100	0	0	50	0	42
						b	Cultural events promoting diversity and/or integration (TCNs)	YES, funding third parties' events	100	100	100	100	50	50	83
Actions	Policy output	Sociocultural	Antidiscrimination	TCNs	Indicator	58	Anti-discrimination - Body/unit for anti-discrimination matters	Does the region run or found a permanent service that advises and supports victims of discrimination on grounds of race, colour, language, religion, nationality or national/ethnic origin in the regional administration and services?	100,0	0,0	0,0	0,0	0,0	0,0	17
						a	Anti-discrimination - Body/unit for anti-discrimination matters	YES, it has service that advices and supports victims of discrimination, including that on the grounds of race, colour, language, religion, nationality or national/ethnic origin	100						100
						b	Anti-discrimination - Body/unit for anti-discrimination matters	NO, it does not.		0	0	0	0	0	0

Governance Element	Policy cycle	Integration domain	Integration area	Target population	Level	Item Nº	Item-indicator	Indicator	Azores	Catolonia	Murcia	Campania	Puglia	Skane	Average
Actions	Policy output	Sociocultural	Antidiscrimination	TCNs	Indicator	59	Anti-discrimination - Measures (TCNs)	Does the region have a charter or another binding document proscribing discrimination against persons or groups of persons on grounds of race, colour, language, religion, nationality or national/ethnic origin in the regional administration and services?	100,0	75,0	0,0	100,0	100,0	0,0	63
							a	Anti-discrimination - Measures (TCNs)	YES, it has charter/binding document proscribing all kinds of discrimination, including discrimination on the grounds of race, colour, language, religion, nationality or national/ethnic origin	100	100		100	100	100
							b	Anti-discrimination - Measures (TCNs)	YES, it has specific charter/binding document proscribing discrimination on the grounds of race, colour, language, religion, nationality or national/ethnic origin		50				50
							c	Anti-discrimination - Measures (TCNs)	NO, it does not.			0		0	0
Actions	Policy output	Sociocultural	Antidiscrimination	TCNs	Indicator	60	Anti-discrimination - Campaigns (TCNs)	Does the region run anti-discrimination campaigns or raise awareness on discrimination in other ways?	100,0	50,0	0,0	100,0	50,0	50,0	58
							a	Anti-discrimination - Campaigns (TCNs)	YES, systematically/regularly, addressing discrimination, including those on the grounds of race, colour, language, religion, nationality or national/ethnic origin	100		100			100
							b	Anti-discrimination - Campaigns (TCNs)	YES, occasionally/on an ad-hoc basis, addressing discrimination, including those on the grounds of race, colour, language, religion, nationality or national/ethnic origin.		50		50	50	50
							c	Anti-discrimination - Campaigns (TCNs)	NO, it does not.			0			0
Actions	Evaluation	Sociocultural	Antidiscrimination	TCNs	Indicator	61	Anti-discrimination - Monitoring (TCNs)	Does the region monitor the extent and the character of discrimination against migrants in the territory?	50,0	0,0	0,0	100,0	0,0	0,0	25
							a	Anti-discrimination - Monitoring (TCNs)	YES, systematically/regularly, addressing discrimination, including those on the grounds of race, colour, language, religion, nationality or national/ethnic origin			100			100
							b	Anti-discrimination - Monitoring (TCNs)	YES, occasionally/on an ad-hoc basis, addressing discrimination, including those on the grounds of race, colour, language, religion, nationality or national/ethnic origin.	50					50
							c	Anti-discrimination - Monitoring (TCNs)	NO, it does not.		0	0	0	0	0

Outcome Indicators

Item description	Indicator	Azores	Catalonia	Murcia	Campania	Puglia	Skane	Emilia Romagna	Lisbon
		Regional	Regional	Regional	Regional	Regional	Regional	Regional	Regional
Size of population	Which is the total population of your country/region?	242 796	7778362	1 504 607	5 785 861	4008296	1362164	4474292	285663272
TCNs population	What is the number TCNs people living in your country/region ?	2 164	458076	177 320	200 059	91305	201325	420312	222899
TCNs duration of stay	How long, on average, do TCNs stay in your country/region?	NO DATA	14,3	NO DATA	NO DATA	49,80%	NO DATA	NO DATA	NO DATA
Asylum seekers population	What is the number of asylum seekers living in your country/region ?	0	13278	2 748	3 515	2894	3554	7066	NO DATA
BIPs population	What is the number of BIPs living in your country/region ?	1	NO DATA	NO DATA	20 800	6717	105355	2340	NO DATA
BIPs duration of stay	How long, on average, do BIPs stay in your country/region?	NO DATA	NO DATA	NO DATA	NO DATA	NO DATA	NO DATA	NO DATA	NO DATA
Migrant in irregular situation	What is the number migrants living in your country/region in an irregular situation?	NO DATA	113000-136000	NO DATA	NO DATA	11.067/15.000	NO DATA	NO DATA	NO DATA
Origin of TCNs population	Which is the origin of the main five TCNs groups living in your country/region and what are their respective population sizes? (absolute numbers)	Brasil: 717 China: 346 USA: 285 Cape Verde: 198 Canada: 103	Morocco (237.749), China (65.013), Pakistan (54.543), Honduras (49.418), Colombia (47.738)	1. Morocco (89.746); 2. Ecuador (19.009); 3. Bolivia (8.326); 4. Ukraine (7.666); 5. Colombia (7.424)	Ukraine 43.397 Morocco 23.167 Sri Lanka 18.598 China 13.152 Bangladesh 11.051	1)Albania: 22094 2) Morocco: 10417 3) Cinese, Repubblica Popolare: 6358 4) Senegal: 4671 5) Nigeria: 4318	Syria: 27729, Iraq: 24586, Jugoslavia: 20230, Bosnia and Hercegovina: 12014, Afghanistan: 8905	Morocco (61,382), Albania (58,254), Ukraine (33,165), China (30,381), Moldova (28,056)	Brazil: 72.309 Cape Verde: 29.301 Angola: 16.442 China: 15.950 Guinea-Bissau: 15.170
Origin of BIPs population	Which is the origin of the main five BIPs groups living in your country/region and what are their respective population sizes? (absolute numbers)	Iraq: 1		NO DATA	Bangladesh 910 Nigeria 740 Ukraine 401 Senegal 278 Ghana 192	NO DATA	Syria: 18004, Iraq: 11003, Jugoslavia: 10263, Bosnia and Hercegovina: 9792, Afghanistan: 5012	Nigeria (603), Gambia (358), Pakistan, Mali, Albania	NO DATA
Female population	What is the size of the female population in your country/region?	124 912	3952385	754 532	2 965 306	2058040	682259	2 295 311	1 525 852
TCNs Female population size	What is the number of TCNs female population in your country/region?	1 094	458056	79 719	92 563	38879	98425	210529	114129
BIPs Female population size	What is the number of BIPs female population in your country/region?	0	NO DATA	NO DATA	2 693	NO DATA	47450	14,30%	NO DATA

Outcome Indicators									
Item description	Indicator	Azores	Catalonia	Murcia	Campania	Puglia	Skane	Emilia Romagna	Lisbon
		Regional	Regional	Regional	Regional	Regional	Regional	Regional	Regional
Asylum seekers Female population size	What is the number of Asylum seeking female population in your country/region?	0	NO DATA	NO DATA	NO DATA	NO DATA	1461	20%	NO DATA
TCNs Regional distribution	Which are the regions in the country with the highest and the lowest shares of TCNs population? (Please indicate names and shares of the two regions)	Not Applicable	Not Applicable	Not Applicable	Not Applicable	Not Applicable	NO DATA	NO DATA	NO DATA
BIPs Regional distribution	Which are the regions in the country with the highest and the lowest shares of Asylum seeking population? (Please indicate names and shares of the two regions)	NO DATA	Not Applicable	Not Applicable	Sardegna 0,27%	NO DATA	NO DATA	Emilia-Romagna: 10%	NO DATA
Asylum seekers Regional distribution	Which are the regions in the country with the highest and the lowest shares of Asylum seeking population? (Please indicate names and shares of the two regions)	NO DATA	Not Applicable	Not Applicable	NO DATA	NO DATA	NO DATA	Emilia-Romagna: 10%	NO DATA
Size of the working age population (e.g. 15-64)	How many people in working age are living in your country/region?	169 334	5 062 145	1 017 062	3 849 194	2 611 367	848 053	2 152 000	1774327
Size of the working age population among TCNs (e.g. 15-64)	How many TCNs in working age are living in your country/region?	NO DATA	760381	138 416	156 100	65313	165394	408881	192103
Employed population	How many employed people are there in your country/region?	111 530	3478100	588 485	1 647 600	1 233 719	619197	2033000	1331200
TCNs employed population	How many TCNs employed people are there in your country/region?	NO DATA	376100	72 375	92 900	NO DATA	86110	0,607	70900
BIPs employed population	How many BIPs employed people are there in your country/region?	NO DATA	NO DATA	NO DATA	NO DATA	NO DATA	50991	NO DATA	NO DATA
Unemployed population	How many unemployed people are there in your country/region?	9100	405800	98 941	417 284	215 827	52200	119000	101800
TCNs unemployed population	How many TCNs unemployed people are there in your country/region?	NO DATA	100000	9 594	18 300	18.4	29711	13.30%	9100

Outcome Indicators									
Item description	Indicator	Azores	Catalonia	Murcia	Campania	Puglia	Skane	Emilia Romagna	Lisbon
		Regional	Regional	Regional	Regional	Regional	Regional	Regional	Regional
BIPs unemployed population	How many BIPs unemployed people are there in your country/region?	NO DATA	NO DATA	NO DATA	NO DATA	NO DATA	NO DATA	NO DATA	NO DATA
Active population	What is the size of the active population (employed plus unemployed) in your country/region?	120 700	3883900	729 200	2 048 135	1 449 546	671397	2152000	1433000
TCNs active population	What is the size of the TCNs active population (employed plus unemployed) in your country/region?	NO DATA	469800	90 100	111 200	NO DATA	115821	NO DATA	79900
BIPs active population	What is the size of the BIPs active population (employed plus unemployed) in your country/region?	NO DATA	NO DATA	NO DATA	NO DATA	NO DATA	69006	NO DATA	NO DATA
Low-skilled job	What is the percentage of people working in low skilled jobs in your country/region? According to the International Standard Classification of Occupations (ISCO): three main skill levels.	13,70%	10,10%	21,70%	13,70%	40,90%	5.2 %	0,47%	8,40%
TCNs Low-skilled job	What is the percentage of TCNs working in low skilled jobs in your country/region? According to the International Standard Classification of Occupations (ISCO): three main skill levels.	NO DATA	NO DATA	66,45%	NO DATA	NO DATA	13.2%	78,90%	29,10%
Self-employed	What is size of the population that is self-employed in your country/region?	11 000	532200	14,70%	416 249	315 979	59389	449000	178200
TCNs Self-employed	What is size of the TCNs population that is self-employed in your country/region?	NO DATA	47314	12%	13 822	12 764	6827	10,2% of 259.000 (EU + non-EU foreign citizens)	12000
Types of contracts	What is the share of workers with a temporary contract in your country/region?	15,50%	21,00%	32,50%	15,45%	NO DATA	NO DATA	271000	17,50%
TCNs Types of contracts	What is the share of TCN workers with a temporary contract in your country/region?	NO DATA	NO DATA	93,42%	NO DATA	NO DATA	NO DATA	25,2% of 259.000 (EU + non-EU foreign citizens)	63,30%
Low-achieving 15-year-olds in reading, mathematics and science	What is the share of 15-year-old students failing to reach level 2 ('basic skills level') on the PISA scale for the three core school subjects of reading, mathematics and science in your country/region?	Reading: 40,3% Math: 41,5% Science: 33,5%	maths: 22,0; science: 19,7, (reading 21)	Reading: 19,4,2%; mathematics: 28,5%; science: 24%	20,00%	Low performer: 50%	NO DATA	literacy: 28,4%; numeric literacy: 29,0%	Reading: 19,7% Math: 23,8% Science: 19,6%

Outcome Indicators									
Item description	Indicator	Azores	Catalonia	Murcia	Campania	Puglia	Skane	Emilia Romagna	Lisbon
		Regional	Regional	Regional	Regional	Regional	Regional	Regional	Regional
Low-achieving TCNs 15-year-olds in reading, mathematics and science	What is the share of 15-year-old TCNs students failing to reach level 2 ('basic skills level') on the PISA scale for the three core school subjects of reading, mathematics and science in your country/region?	NO DATA	Science: Diff of average points: - 34,3 Points, Maths: -36,5 Points	Average scores (no share by reach level). Reading: 445,41; mathematics: 430,65; science: 440,42	NO DATA	NO DATA	NO DATA	NO DATA	NO DATA
People of 30-34 years old with tertiary educational attainment	What is the share of the population aged 30-34 who have successfully completed tertiary studies in your country/region? (Based on the ISCED International Standard Classification of Education)	NO DATA	50,60%	30.9%	21,00%	20%	45022	0,341	40,20%
TCNs People of 30-34 years old with tertiary educational attainment	What is the number of TCNs population aged 30-34 who have successfully completed tertiary studies in your country/region? (Based on the ISCED International Standard Classification of Education)	NO DATA	23,00%	NO DATA	NO DATA	NO DATA	10636	503 (years 2010-2015)	29,90%
BIPs People of 30-34 years old with tertiary educational attainment	What is the share of BIPs population aged 30-34 who have successfully completed tertiary studies in your country/region? (Based on the ISCED International Standard Classification of Education)	NO DATA	NO DATA	NO DATA	NO DATA	NO DATA	4380	NO DATA	NO DATA
Early leavers from education and training	What is the share of young people aged 15-24 who are neither in school or training and have gone no further than lower-secondary school in your country/region?	27%	13,60%	22,60%	17,30%	17.9%	12844	0,11	2,10%
TCNs early leavers from education and training	What is the share of young TCNs population aged 15-24 who are neither in school or training and have gone no further than lower-secondary school in your country/region?	NO DATA	24,00%	NO DATA			2226	NO DATA	33,10%
BIPs early leavers from education and training	What is the share of young BIPs population aged 15-24 who are neither in school or training and have gone no further than lower-secondary school in your country/region?	NO DATA	NO DATA	NO DATA	NO DATA	NO DATA	1241	NO DATA	NO DATA

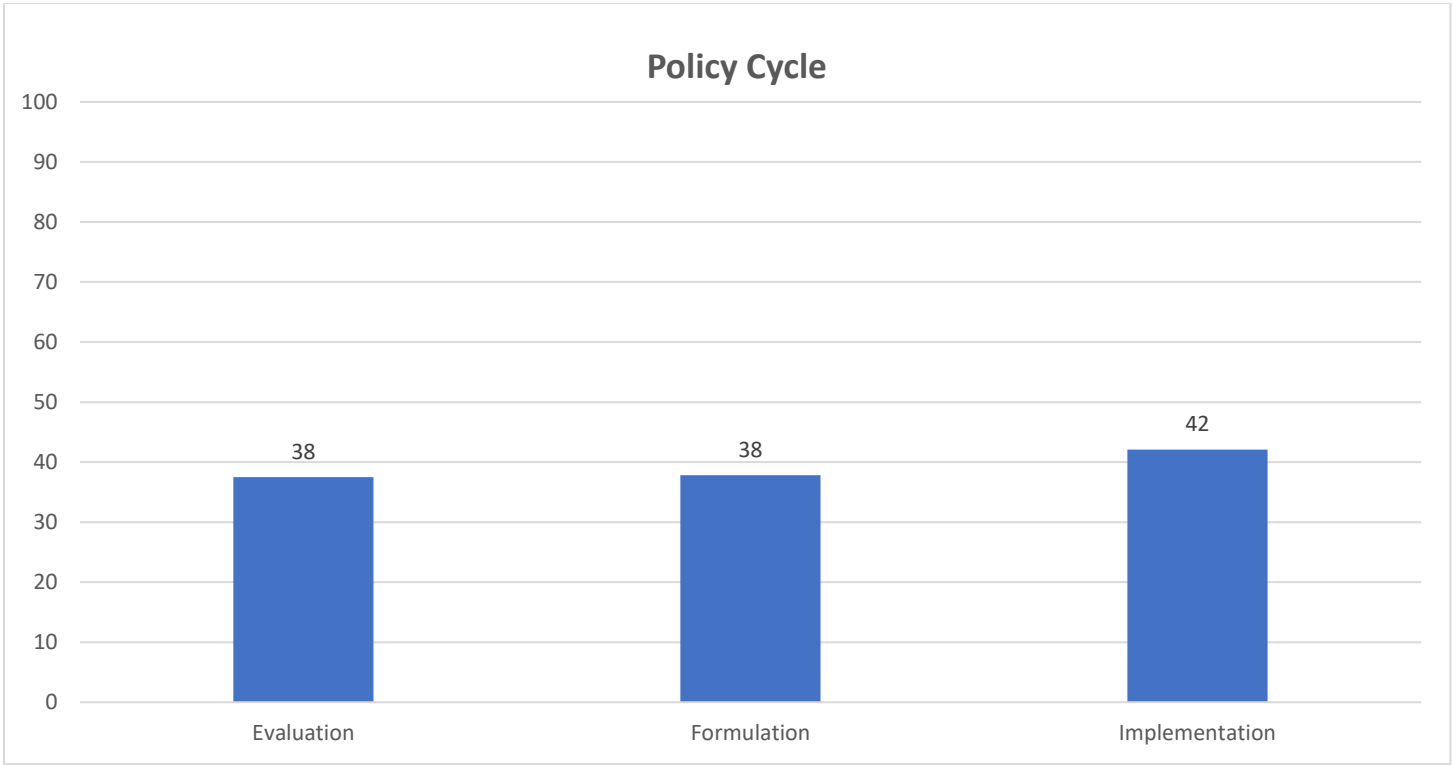
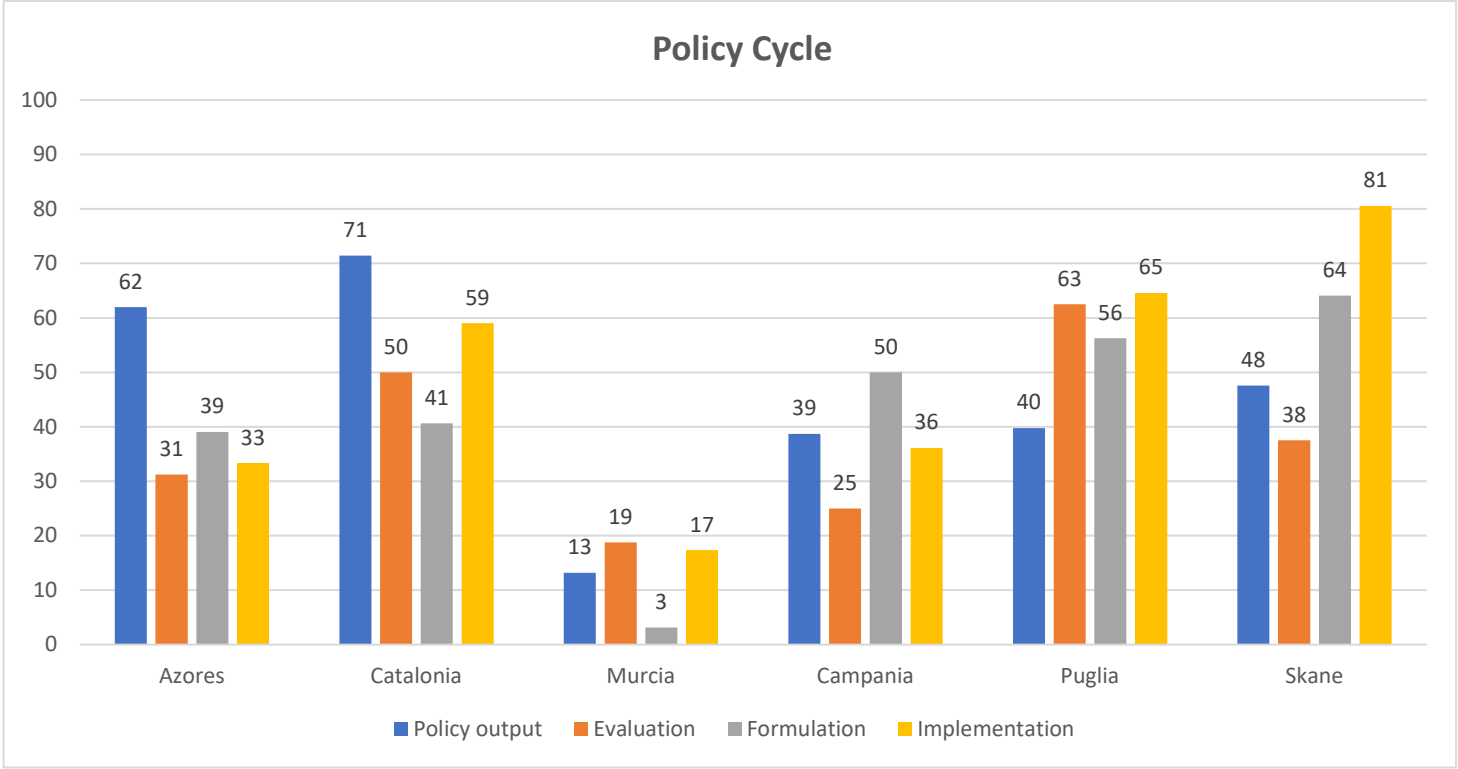
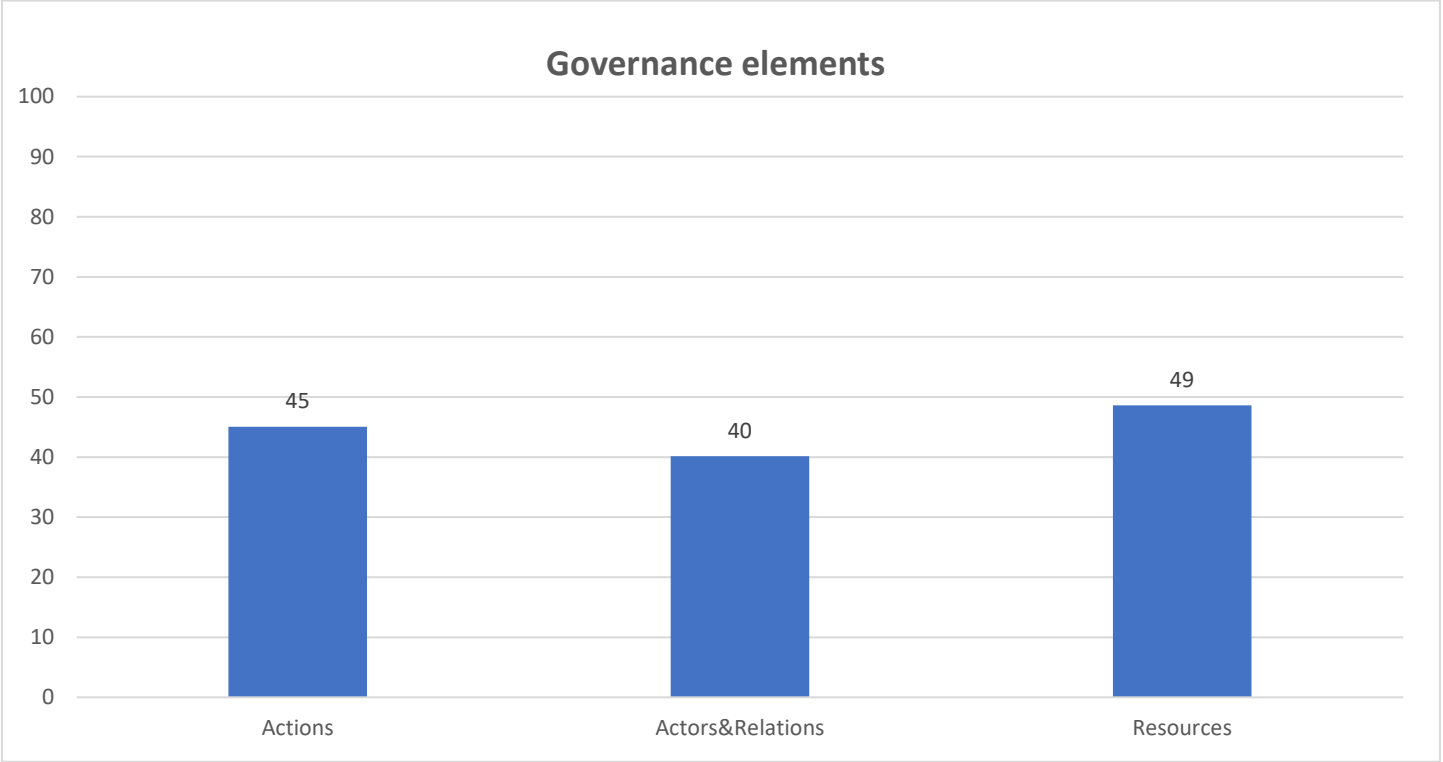
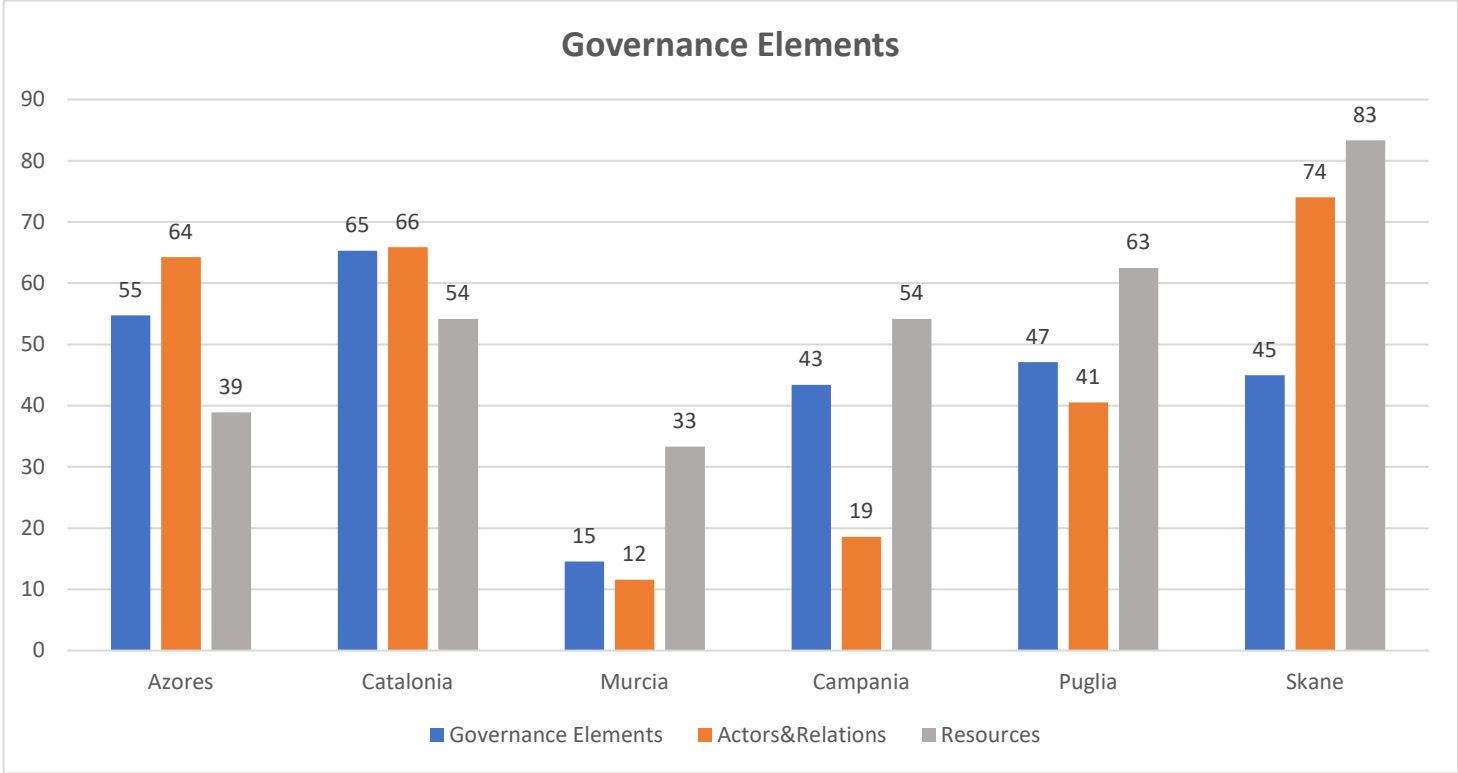
Outcome Indicators									
Item description	Indicator	Azores	Catalonia	Murcia	Campania	Puglia	Skane	Emilia Romagna	Lisbon
		Regional	Regional	Regional	Regional	Regional	Regional	Regional	Regional
Size of students with a migrant background in schools (Public/Private/Others)	What is the overall share of students with one or two foreign-born parents in schools in your country/region? (Public/Private/others)	NO DATA	Primary Education: Private, 8%; Public, 18%. Secondary education: Private: 7.3%, Public: 12.6%	Total students: 6,4%; of which: 89,3% Public schools + 10,7% Private schools	2,90%	18 201	NO DATA	0-3 years: 3,694; children in primary, middle, and secondary schools: 101,869	23,70%
Median net income	What is the median net household-income of the total population in your country/region?	NO DATA	33321	24 448 €	20 596	16 105	357 000 SEK	30111	12872
TCNs median net income	What is the median net household-income of the TCNs population in your country/region?	NO DATA	13436*	10 822	NO DATA	911	NO DATA	- foreigners (EU + NON-EU): 1.122 - Italian citizens: 1.479	NO DATA
BIPs median net income	What is the median net household-income of the BIPs population in your country/region?	NO DATA	NO DATA	NO DATA	NO DATA	NO DATA	NO DATA	NO DATA	NO DATA
At risk of poverty rate	What is the percentage of the population at risk of poverty rate in your country/region? (Share of the population with net disposable income of less than 60 per cent of national median)	18,40%	13,9	27,70%	41,40%		16.1 %	688604	13,30%
TCNs At risk of poverty rate	What is the percentage of TCNs population at risk of poverty rate in your country/region? (Share of the population with net disposable income of less than 60 per cent of national median)	NO DATA	53,3*	61,30%	NO DATA	NO DATA	NO DATA	NO DATA	NO DATA
BIPs At risk of poverty rate	What is the percentage of BIPs population at risk of poverty rate in your country/region? (Share of the population with net disposable income of less than 60 per cent of national median)	NO DATA	NO DATA	NO DATA	NO DATA	NO DATA	NO DATA	NO DATA	NO DATA
Health	What is the share of population perceiving their physiological and psychological health status as good or poor in your country/region? (self-reported)	NO DATA	79,3% GOOD 20,7% BAD	Good: 42,59%; Poor: 4,94%	NO DATA	NO DATA	69.36% good and 6.81 % bad self-reported health. 18.91 % reported reduced psychological wellbeing.	6,7% perceived their physiological and psychological health status as bad - all the rest good or poor	NO DATA

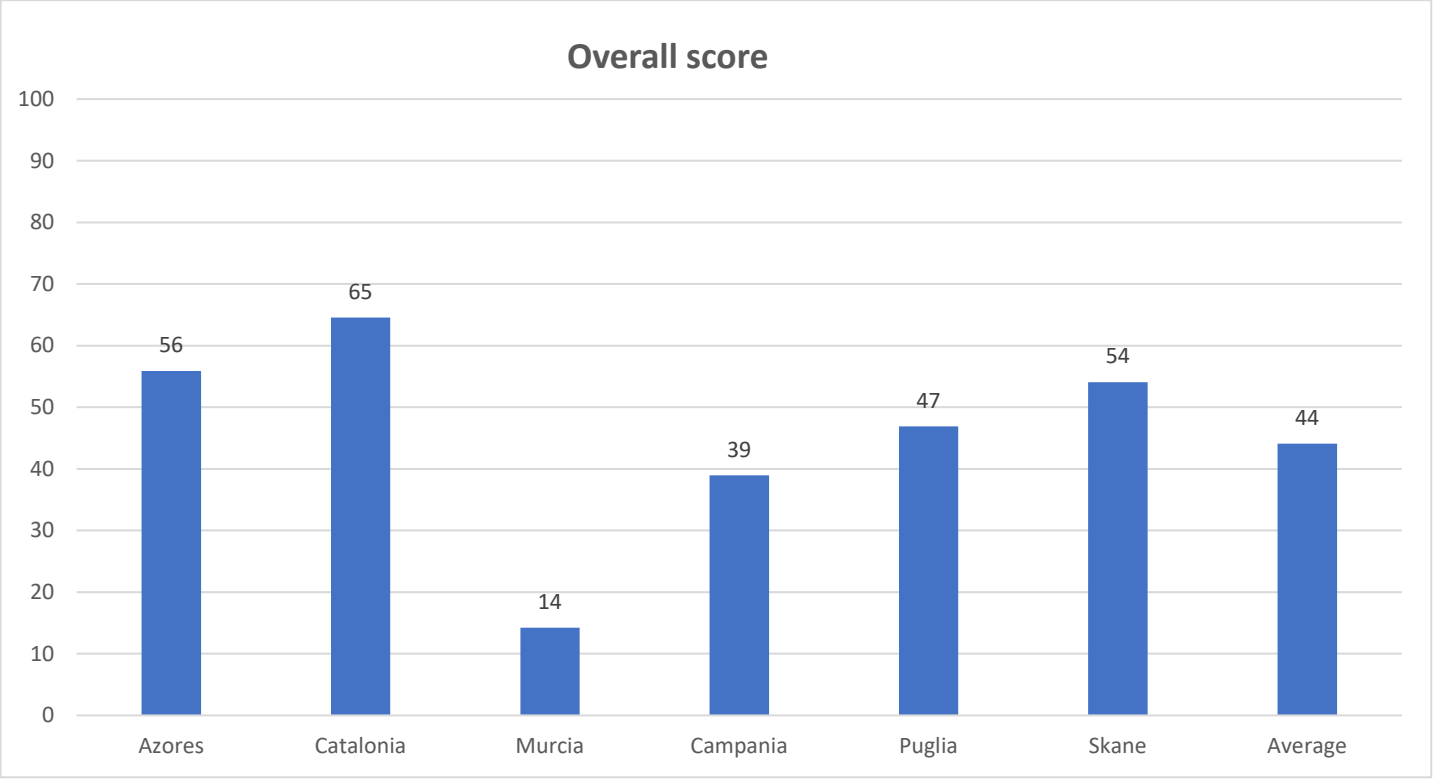
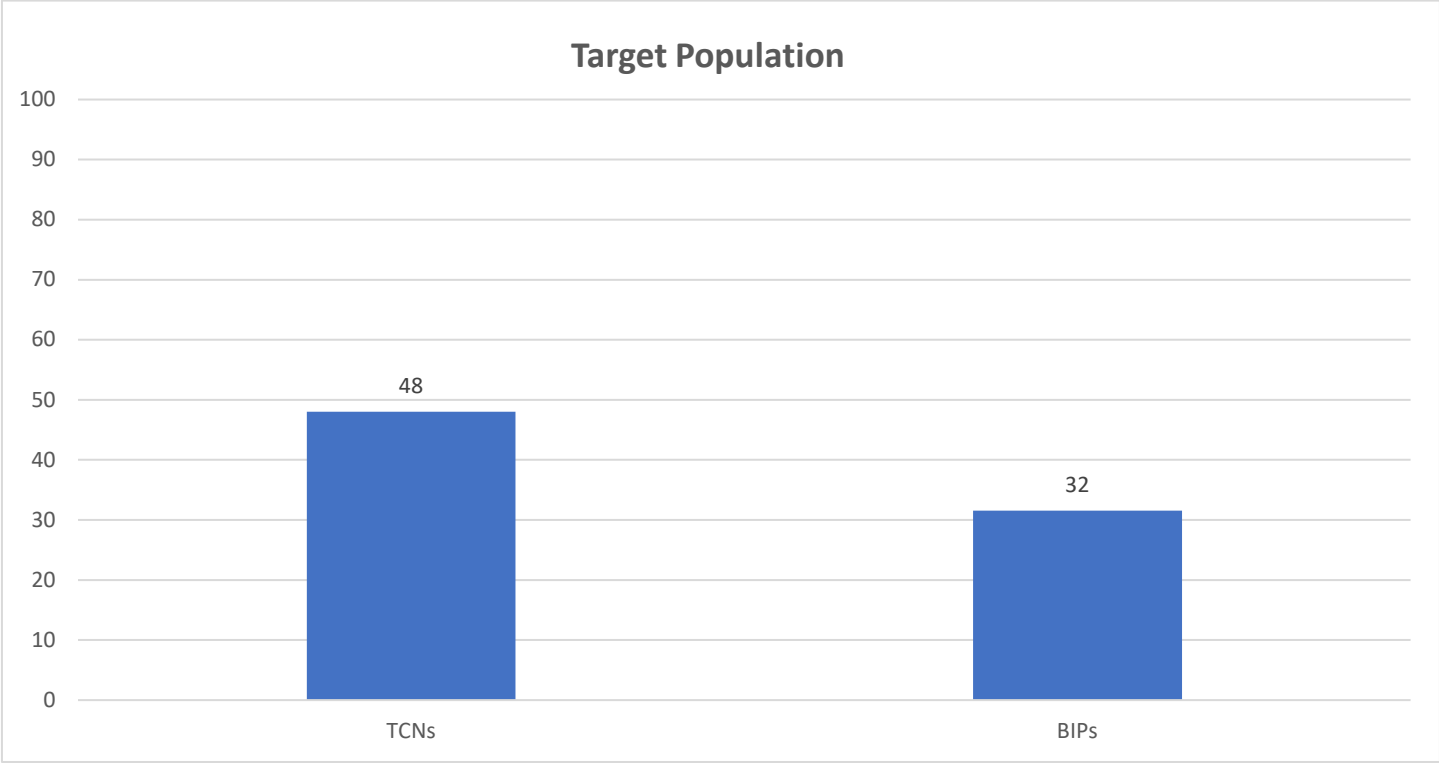
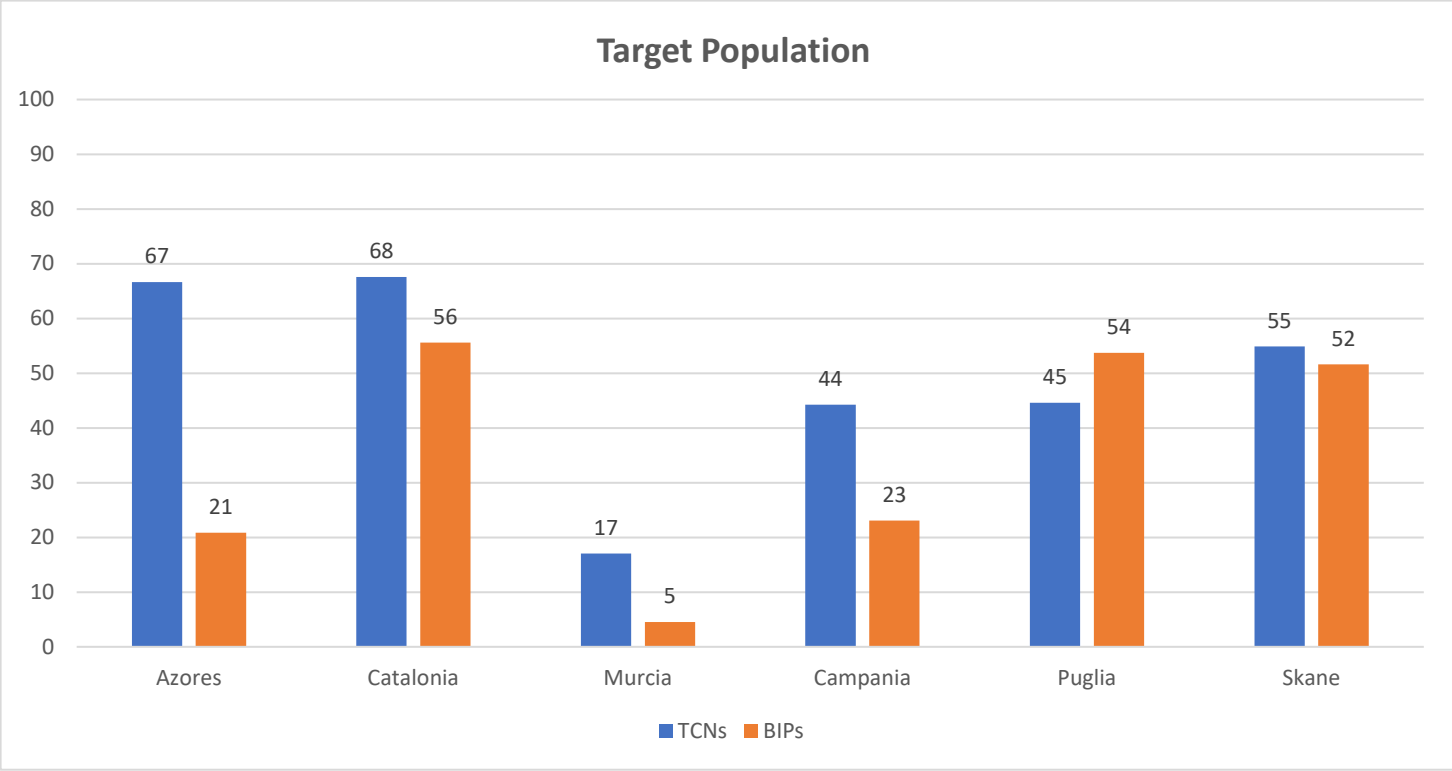
Outcome Indicators									
Item description	Indicator	Azores	Catalonia	Murcia	Campania	Puglia	Skane	Emilia Romagna	Lisbon
		Regional	Regional	Regional	Regional	Regional	Regional	Regional	Regional
Health	What is the share of TCNs population perceiving their physiological and psychological health status as good or poor in your country/region? (self-reported)	NO DATA	NO DATA	NO DATA	NO DATA	NO DATA	9.85 % reported poor self-reported health, 23.89 % reported reduced psychological wellbeing.	NO DATA	NO DATA
Health	What is the share of BIPs population perceiving their physiological and psychological health status as good or poor in your country/region? (self-reported)	NO DATA	NO DATA	NO DATA	NO DATA	NO DATA	NO DATA	NO DATA	NO DATA
TCNs Housing tenure	What is the ratio of property owners to non-property owners among TCNs and the total population?	NO DATA	Total: 5; TCN: 0,4	Total population: 80,3% are property owners (19,7% non-owners); TCN no available data	2,98 (among TCNs) / 0,10% (among all property owners)	0,07%	NO DATA	NO DATA	NO DATA
TCN people among elected representatives	What is the share of TCN people among elected representatives in the national/regional parliament?	0	NO DATA	0%	0% (0 of 51)	NO DATA	7.5%	2%	0%
Electoral participation	What has been the electoral participation, among those entitled, in the last national/regional election (share)?	36,50%	79,09%	64,11%	51,93%	69,08%	82.6%	67,67%	43,60%
Non-EU foreign-born electoral participation	What has been the electoral participation of Non-EU foreign-born people, among those entitled, in the last national/regional election (share)?	NO DATA	NO DATA	NO DATA	NO DATA	NO DATA	NO DATA	NO DATA	NO DATA

Key Findings - comp.indicators

Governance Elements	Policy cycle	Target population	Average overall indicators	Azores	Catalonia	Murcia	Campania	Puglia	Skane	Average
Actions				55	65	15	43	47	45	45
Actors&Relations				64	66	12	19	41	74	40
Resources				39	54	33	54	63	83	49
	Evaluation			31	50	19	25	63	38	38
	Formulation			39	41	3	50	56	64	38
	Implementation			33	59	17	36	65	81	42
	Policy output			62	71	13	39	40	48	45
	Multistage			78	47	32	51	61	86	54
		TCNs		67	68	17	44	45	55	48
		BIPs		21	56	5	23	54	52	32
			Overall score	56	65	14	39	47	54	44

Key Findings - comp.indicators





Questionnaire with scoring

Item No	Item description	Indicator	Option 1	Option 2	Option 3	Option 4	Option 5	Option 6	Option 7	Option 8	Option 9	Sources	Comment box
1	Competence	In which of the following areas of policy does the region have formally recognized competences?	Labour	Education	Health	Housing	Language	Culture	Religion	Social security and assistance (e.g. Unemployment benefits, old age pension, invalidity benefits, maternity leave, family benefits, social assistance)	NONE	Please, indicate sources' details that motivate your answer (e.g. policy reference, link, examples, etc.)	Comment box
		Multiple choice (insert "X" in all boxes that fit your region's situation)											
2	Competence	What is the level of self-government formally recognised to the region vis-a-vis the central government in each of the following areas? Please, specify whether the competency is "exclusive" or "shared" with the central government (on shared competencies in particular: e.g. with regard to legislation and implementation)	Labour	Education	Health	Housing	Language	Culture	Religion	Social security and assistance (e.g. Unemployment benefits, old age pension, invalidity benefits, maternity leave, family benefits, social assistance)	NONE	Please, indicate sources' details that motivate your answer (e.g. policy reference, link, examples, etc.)	Comment box
		Please, specify whether the competency is "exclusive" or "shared" with the central government (on shared competencies in particular: e.g. with regard to legislation and implementation).											

Questionnaire with scoring

Item No	Item description	Indicator	Option 1	Option 2	Option 3	Option 4	Option 5	Option 6	Option 7	Option 8	Option 9	Sources	Comment box
3	Competence	Does the region dispose over an own budget in the following areas, funding measures either under public or private law? (private law e.g. adult/vocational education and training, economic and business support, housing corporations etc.)	Labour	Education	Health	Housing	Language	Culture	Religion	Social security and assistance (e.g. Unemployment benefits, old age pension, invalidity benefits, maternity leave, family benefits, social assistance)	NONE	Please, indicate sources' details that motivate your answer (e.g. policy reference, link, examples, etc.)	Comment box
		Multiple choice (insert "X" in all boxes that fit your region's situation)											
4	Competence	Can the region use EU funds for actions and projects as regards migrant integration? Please, specify in the comment box the kind funds (e.g. AMIF, ESF, EFRE etc.)	Yes, the region has EU funds at its own disposal to support migrant integration	Yes, EU funds can be accessed in collaboration with central government	NO, EU funds cannot access due to eligibility conditions set by the central government	NO, EU funds cannot access due to central government decision not to fund migrant integration						Please, indicate sources' details that motivate your answer (e.g. policy reference, link, examples, etc.)	Comment box
	(TCNs)	Multiple choice (insert "X" in all boxes that fit your region's situation)											
5	Competence	Does the region have access to EU funds for actions and projects as regards BIPs reception and integration? Please, specify in the comment box the kind funds (e.g. AMIF, ESF, EFRE etc.)	Yes, the region has EU funds at its own disposal to support migrant integration	Yes, EU funds can be accessed in collaboration with central government	NO, EU funds cannot access due to eligibility conditions set by the central government	NO, EU funds cannot access due to central government decision not to fund migrant integration						Please, indicate sources' details that motivate your answer (e.g. policy reference, link, examples, etc.)	Comment box
	(BIPs)	Insert "X" in the option that fits your region's situation											

Questionnaire with scoring

Item No	Item description	Indicator	Option 1	Option 2	Option 3	Option 4	Option 5	Option 6	Option 7	Option 8	Option 9	Sources	Comment box
6	Integration strategy: degree of development	Has the region adopted a migrant integration strategy and, if so, what elements does this strategy include?	Rationales/Goals		Actions	Budget	Coordination structure	NO, it has not.					
	Multiple choice (insert "X" in all boxes that fit your region's situation)		25	25	25	25	0						
7	Integration strategy: degree of development	Has the region adopted a reception and integration strategy targeting BIPs and, if so, what elements does this strategy include? (Please, specify in the comment box whether the BIPs integration strategy is part of the broader integration strategy (a) or it is a separated strategy on its own (b)).	Rationales/Goals		Actions	Budget	Coordination structure	NO it has not.					
	Multiple choice (insert "X" in all boxes that fit your region's situation)		25	25	25	25	0						
8	Integration strategy: asylum inclusion	Does the regional strategy for BIPs reception and integration cover asylum seekers?	YES, the strategy refers to both asylum seekers and BIPs with no substantial differences in terms of actions and institutional arrangements (notwithstanding those related to the distinct legal status of the two groups)		NO, it does not, the strategy refers only to BIPs	NO, it does not, the strategy refers only to Asylum Seekers	NO, there is no reception and integration strategy for BIPs						
	Insert "X" in the option that fits your region's situation		100	50	50	0							

Please, indicate sources' details that motivate your answer (e.g. policy reference, link, examples, etc.)

Comment box

Please, indicate sources' details that motivate your answer (e.g. policy reference, link, examples, etc.)

Comment box

Please, indicate sources' details that motivate your answer (e.g. policy reference, link, examples, etc.)

Comment box

Item No	Item description	Indicator	Option 1	Option 2	Option 3	Option 4	Option 5	Option 6	Option 7	Option 8	Option 9	Sources	Comment box
9	Integration strategy: scope	Which of the following areas does the regional integration strategy cover?	Labour	Education	Health	Housing	Language	Culture	Religion	Social security and assistance (e.g. Unemployment benefits, old age pension, invalidity benefits, maternity leave, family benefits, social assistance)	NONE	Please, indicate sources' details that motivate your answer (e.g. policy reference, link, examples, etc.)	Comment box
			Multiple choice (insert "X" in all boxes that fit your region's situation)	12,5	12,5	12,5	12,5	12,5	12,5	12,5	12,5		
10	Integration strategy: scope	In which of the following areas does the region have targeted measures for BIPs' reception and/or integration? (please, provide examples in the comment box)	Labour	Education	Health	Housing	Language	Culture	Religion	Social security and assistance (e.g. Unemployment benefits, old age pension, invalidity benefits, maternity leave, family benefits, social assistance)	NONE	Please, indicate sources' details that motivate your answer (e.g. policy reference, link, examples, etc.)	Comment box
			Multiple choice (insert "X" in all boxes that fit your region's situation)	12,5	12,5	12,5	12,5	12,5	12,5	12,5	12,5		

Questionnaire with scoring

Item No	Item description	Indicator	Option 1	Option 2	Option 3	Option 4	Option 5	Option 6	Option 7	Option 8	Option 9	Sources	Comment box										
11	Integration strategy: decision-making scope (TCNs)	Please mark all the actors/stakeholders that are involved in the decision-making process related to the development of the integration strategy / migrant integration measures (in the areas of their competence). Multiple choice (insert "X" in all boxes that fit your region's situation)	Dedicated regional body/unit or department	Other regional actors, bodies/units or departments (e.g. council members/representatives)	Competent actors placed at the national level of governance (e.g. central government representatives/body)	Competent actors placed at the local level of governance (city council members/body; province council members/body, etc.)	Non-migrant nonprofit organizations/associations	Migrant nonprofit organizations/associations	Employer and employee organizations (business representatives, chambers, trade unions, etc.)	Society at large	Other (please specify)	Please, indicate sources' details that motivate your answer (e.g. policy reference, link, examples, etc.)	Comment box										
														Systematically/Regularly	100	100	100	100	100	100	100	100	
														Occasionally/On an ad-hoc basis	50	50	50	50	50	50	50	50	
														Never	0	0	0	0	0	0	0	0	
12	Integration strategy: decision-making scope (BIPs)	Please mark all the actors/stakeholders that are involved in the decision-making process related to the development of reception and integration strategy for BIPs (in the areas of their competence). Multiple choice (insert "X" in all boxes that fit your region's situation)	Dedicated regional body/unit or department	Other regional actors, bodies/units or departments (e.g. council members/representatives)	Competent actors placed at the national level of governance (e.g. central government representatives/body)	Competent actors placed at the local level of governance (city council members/body; province council members/body, etc.)	Non-migrant nonprofit organizations/associations	Migrant nonprofit organizations/associations	Employer and employee organizations (business representatives, chambers, trade unions, etc.)	Society at large	Other (please specify)	Please, indicate sources' details that motivate your answer (e.g. policy reference, link, examples, etc.)	Comment box										
														Systematically/Regularly	100	100	100	100	100	100	100	100	
														Occasionally/On an ad-hoc basis	50	50	50	50	50	50	50	50	
														Never	0	0	0	0	0	0	0	0	

Questionnaire with scoring

Item No	Item description	Indicator	Option 1	Option 2	Option 3	Option 4	Option 5	Option 6	Option 7	Option 8	Option 9	Sources	Comment box		
13	Integration strategy: implementation scope (TCNs)	Please mark all the actors/stakeholders that are involved in the implementation of the integration strategy / migrant integration measures (in the areas of their competence).	<i>Multiple choice (insert "X" in all boxes that fit your region's situation)</i>	Dedicated regional body/unit or department	Other regional actors, bodies/units or departments (e.g. council members/representatives)	Competent actors placed at the national level of governance (e.g. central government representatives/body)	Competent actors placed at the local level of governance (city council members/body; province council members/body, etc.)	Non-migrant nonprofit organizations/associations	Migrant nonprofit organizations/associations	Employer and employee organizations (business representatives, chambers, trade unions, etc.)	Society at large	Other (please specify)	<i>Please, indicate sources' details that motivate your answer (e.g. policy reference, link, examples, etc.)</i>	Comment box	
		Systematically/Regularly		100	100	100	100	100	100	100	100				
		Occasionally/On an ad-hoc basis		50	50	50	50	50	50	50	50				
		Never		0	0	0	0	0	0	0	0				
14	Integration strategy: implementation scope (BIPs)	Please mark all the actors/stakeholders that are involved in the implementation of the reception and integration strategy for BIPs (in the areas of their competence).	<i>Multiple choice (insert "X" in all boxes that fit your region's situation)</i>	Dedicated regional body/unit or department	Other regional actors, bodies/units or departments (e.g. council members/representatives)	Competent actors placed at the national level of governance (e.g. central government representatives/body)	Competent actors placed at the local level of governance (city council members/body; province council members/body, etc.)	Non-migrant nonprofit organizations/associations	Migrant nonprofit organizations/associations	Employer and employee organizations (business representatives, chambers, trade unions, etc.)	Society at large	Other (please specify)	<i>Please, indicate sources' details that motivate your answer (e.g. policy reference, link, examples, etc.)</i>	Comment box	
		Systematically/Regularly		100	100	100	100	100	100	100	100				
		Occasionally/On an ad-hoc basis		50	50	50	50	50	50	50	50				
		Never		0	0	0	0	0	0	0	0				
15	Integration strategy: evaluation (TCNs)	Is there an evaluation and monitoring mechanism of the efficacy of the integration strategy?	YES, there is a systematic/regular evaluation&monitoring mechanism process in force	YES, there is an evaluation&monitoring mechanism, carried out occasionally/on an ad-hoc basis	NO there is not.									<i>Please, indicate sources' details that motivate your answer (e.g. policy reference, link, examples, etc.)</i>	Comment box
		<i>Insert "X" in the option that fits your region's situation</i>	100	50	0										

Questionnaire with scoring

Item №	Item description	Indicator	Option 1	Option 2	Option 3	Option 4	Option 5	Option 6	Option 7	Option 8	Option 9	Sources	Comment box
16	Integration strategy: evaluation (BIPs)	Is there an evaluation and monitoring mechanism of the efficacy of the reception and integration strategy for BIPs?	YES, there is a systematic/regular evaluation&monitoring mechanism process in force	YES, there is an evaluation&monitoring mechanism, carried out occasionally/on an ad-hoc basis	NO there is not.								Please, indicate sources' details that motivate your answer (e.g. policy reference, link, examples, etc.) Comment box
		Insert "X" in the option that fits your region's situation	100	50	0								
17	Monitoring of service usage (TCNs)	Considering the areas of policy covered by the integration strategy, does the region monitor the usage of service by migrants?	YES, systematically/regularly, across all departments/services	YES, systematically/regularly, but only in few departments/services	YES, occasionally/on an ad-hoc basis, across all departments/services	YES, occasionally/on an ad-hoc basis, only in few department/services	NO, it does not.						Please, indicate sources' details that motivate your answer (e.g. policy reference, link, examples, etc.) Comment box
		Insert "X" in the option that fits your region's situation	100	75	50	25	0						
18	Data collection (TCNs)	Is statistical and qualitative information on migrant integration used to inform regional policy-makers decision-making?	YES, systematically/regularly	YES, occasionally/on an ad-hoc basis	NO, it is not.								Please, indicate sources' details that motivate your answer (e.g. policy reference, link, examples, etc.) Comment box
		Insert "X" in the option that fits your region's situation	100	50	0								
19	Data collection (BIPs)	Is statistical and qualitative information on BIPs reception and integration used to inform the regional policymakers' decision-making?	YES, systematically/regularly	YES, occasionally/on an ad-hoc basis	NO, it is not.								Please, indicate sources' details that motivate your answer (e.g. policy reference, link, examples, etc.) Comment box
		Insert "X" in the option that fits your region's situation	100	50	0								

Questionnaire with scoring

Item №	Item description	Indicator	Option 1	Option 2	Option 3	Option 4	Option 5	Option 6	Option 7	Option 8	Option 9	Sources	Comment box
20	Institutional representation (internal)	Does the region take action to ensure that migrants are fairly represented in key institutions and organizations?	YES, in the regional administration and its services	YES, in public services controlled by the region	NO, it does not								
	(TCNs)	<i>Multiple choice (insert "X" in all boxes that fit your region's situation)</i>	100	100	0							Please, indicate sources' details that motivate your answer (e.g. policy reference, link, examples, etc.)	Comment box
21	Institutional representation (external)	Does the region take action to ensure that migrants are fairly represented in key institutions and organizations?	YES, on trade union boards	YES, on school boards	YES, on work councils	YES, on the media	NO, it does not						
	(TCNs)	<i>Multiple choice (insert "X" in all boxes that fit your region's situation)</i>	25	25	25	25	0					Please, indicate sources' details that motivate your answer (e.g. policy reference, link, examples, etc.)	Comment box
22	Service provision: intercultural character	Regardless of the region's competences in this area, mark the actions that the region has systematically undertaken to favour intercultural adapted services	Specific services tailored to needs of migrant target groups (e.g. advice for newly arrived, for migrant entrepreneurs, funeral services, etc.)	Measures to lower thresholds for accessing services (easy-to-read texts, translations, user advisory groups to improve service delivery etc.)	Targeted information about services for migrant groups (community outreach, translated information material,...)	Interculturally competent front offices/first line client contact	Interpretation services are available	Other (please specify)	NONE				
	(TCNs)	<i>Multiple choice (insert "X" in all boxes that fit your region's situation)</i>	20	20	20	20	20		0			Please, indicate sources' details that motivate your answer (e.g. policy reference, link, examples, etc.)	Comment box
23	Awareness rising	Does the region organise public debates or campaigns on the subject of migrant integration?	YES, systematically/regularly	YES, occasionally/on an ad-hoc basis	NO, it does not.								
	(TCNs)	<i>Insert "X" in the option that fits your region's situation</i>	100	50	0							Please, indicate sources' details that motivate your answer (e.g. policy reference, link, examples, etc.)	Comment box

Item Nº	Item description	Indicator	Option 1	Option 2	Option 3	Option 4	Option 5	Option 6	Option 7	Option 8	Option 9	Sources	Comment box			
24	Awareness rising	Does the region organise public debates or campaigns on the subject of asylum and refuge and/or BIPs' reception and integration?	YES, systematically/regularly		YES, occasionally/on an ad-hoc basis		NO, it does not.							Please, indicate sources' details that motivate your answer (e.g. policy reference, link, examples, etc.)	Comment box	
	(BIPs)		Insert "X" in the option that fits your region's situation	100	50	0										
25	Awareness rising: active measures	Does the region take active measures to shape public perceptions regarding the positive contribution of migration and diversity?	Multiple choice (insert "X" in all boxes that fit your region's situation)	YES, through specific campaigns		YES, through leadership narrative									Please, indicate sources' details that motivate your answer (e.g. policy reference, link, examples, etc.)	Comment box
	(TCNs)	Systematically/Regularly		100	100											
		Occasionally/On an ad-hoc basis		50	50											
		Never		0	0											
26	List of target civil society and grassroots organizations	Does the region have a list/database of all civil society and grassroots organizations that are active in the various fields concerned by migrant integration?	YES, the list is systematically updated and publicly accessible		YES, the list is systematically updated, but not publicly accessible		YES, the list is publicly accessible, but not systematically updated		YES, but the list is neither publicly accessible nor systematically updated		NO, it does not.		Please, indicate sources' details that motivate your answer (e.g. policy reference, link, examples, etc.)	Comment box		
	(TCNs)	Insert "X" in the option that fits your region's situation	100	50	50	25	0									

Item No	Item description	Indicator	Option 1	Option 2	Option 3	Option 4	Option 5	Option 6	Option 7	Option 8	Option 9	Sources	Comment box
27	Political participation TCNs	Does the region support political participation through the following measures? (in case they have the right to stand/vote in these elections, please specify related legislation in the comment box)											<div>Please, indicate sources' details that motivate your answer (e.g. policy reference, link, examples, etc.)</div> <div>Comment box</div>
			Multiple choice (insert "X" in all boxes that fit your region's situation)	Encouragement of TCNs to participate in regional elections	Encouragement of TCNs who are eligible for citizenship to naturalise	Encouragement of TCNs to get involved in non-formal participation open to all residents (citizen initiatives, public consultations, etc.)	Other (please specify)						
		Systematically/Regularly						100	100	100			
		Occasionally/On an ad-hoc basis						50	50	50			
(TCNs)	Never	0	0	0									
28	Staff training	Does the region actively promote the integration-related competences of its officials and staff, in administration and public services (e.g. funding/providing internal and external training courses/seminars)	YES, systematically/regularly	YES, occasionally/on an ad-hoc basis	NO, it does not.								<div>Please, indicate sources' details that motivate your answer (e.g. policy reference, link, examples, etc.)</div> <div>Comment box</div>
		Insert "X" in the option that fits your region's situation	100	50	0								
29	Staff training	Does the region actively promote the competences of its officials and staff in administration and public services as regards asylum and refuge, BIPs situation and needs (e.g. funding/providing internal and external training courses/seminars)	YES, systematically/regularly	YES, occasionally/on an ad-hoc basis	NO, it does not.								<div>Please, indicate sources' details that motivate your answer (e.g. policy reference, link, examples, etc.)</div> <div>Comment box</div>
		Insert "X" in the option that fits your region's situation	100	50	0								
	(BIPs)												

Questionnaire with scoring

Item No	Item description	Indicator	Option 1	Option 2	Option 3	Option 4	Option 5	Option 6	Option 7	Option 8	Option 9	Sources	Comment box
30	Staff training: kinds (TCNs)	Which are the region's efforts to foster migrant integration-related training for its staff? Multiple choice (insert "X" in all boxes that fit your region's situation) Systematically/Regularly Occasionally/On an ad-hoc basis Never	Intercultural trainings and/or language courses for staff members 100 50 0	Recruitment of staff with migrant background/language and intercultural skills 100 50 0	Intercultural competences are required or endorsed as an asset for senior positions 100 50 0	Other (please specify) 						Please, indicate sources' details that motivate your answer (e.g. policy reference, link, examples, etc.)	Comment box
31	Strength of a regional consultative body/unit (TCNs)	Which are the consultative powers ensured the body/unit through which migrants can voice their concerns and advise the regional policymaker on integration matters? Insert "X" in the option that fits your region's situation	The body/unit is systematically/regularly consulted and it is ensured both the right of initiative to make its own reports or recommendations, even when not consulted, and the right to a response by the regional authority to the its advice or recommendations. 100	The body/unit is systematically/regularly consulted and with its members elected or appointed by migrant residents or associations (with or without regional authority intervention) 67	The body/unit is systematically/regularly consulted on regional level, with its members selected/appointed by the regional authority 67	The body/unit is consulted occasionally/on an ad-hoc basis on regional level 33	There is a formally constituted body, but not yet implemented. 0	There is no consultative body/unit 0				Please, indicate sources' details that motivate your answer (e.g. policy reference, link, examples, etc.)	Comment box
32	Body/unit promoting migrant integration (TCNs)	Is there a body/unit specifically dedicated to migrant integration in the region's administrative structure? Insert "X" in the option that fits your region's situation	YES, there is a permanent body/unit with its own multiannual planning and budget 100	YES, there is such a body/unit, but without a multiannual planning, neither budget 50	NO, there is not. 0							Please, indicate sources' details that motivate your answer (e.g. policy reference, link, examples, etc.)	Comment box
33	Body/unit promoting BIPs reception and integration (BIPs)	Is there a body/unit specifically dedicated to BIPs reception and integration in the region's administrative structure? Insert "X" in the option that fits your region's situation	YES, there is a permanent body/unit with its own multiannual planning and budget 100	YES, there is such a body/unit, but without a multiannual planning, neither budget 50	NO, there is not. 0							Please, indicate sources' details that motivate your answer (e.g. policy reference, link, examples, etc.)	Comment box

Questionnaire with scoring

Item №	Item description	Indicator		Option 1	Option 2	Option 3	Option 4	Option 5	Option 6	Option 7	Option 8	Option 9	Sources	Comment box
34	Inter-regional cooperation (TCNs)	How does the region work together with other regions?	Multiple choice (insert "X" in all boxes that fit your region's situation)	The region establishes alliances to foster migrants integration with other regions within the country	The region jointly formulates and develops measures with other regions within the country	The regions establishes alliances to foster migrants integration with other regions in other European countries (e.g. regional associations etc.)	The region jointly formulates and develops measures with other regions in other European countries						Please, indicate sources' details that motivate your answer (e.g. policy reference, link, examples, etc.)	Comment box
			Systematically/Regularly	100	100	100	100							
			Occasionally/On an ad-hoc basis	50	50	50	50							
			Never	0	0	0	0							
35	Involvement in national integration policies (TCNs)	How does the region involve itself in national integration policies?	Multiple choice (insert "X" in all boxes that fit your region's situation)	The region exchanges knowledge and information in matters decided at national level	The region formulates and develops decisions policy positions in matters decided at national level	The region takes part in the policy implementation in matters decided at national level	Other (please specify)						Please, indicate sources' details that motivate your answer (e.g. policy reference, link, examples, etc.)	Comment box
			Systematically/Regularly	100	100	100								
			Occasionally/On an ad-hoc basis	50	50	50								
			Never	0	0	0								
36	Involvement in national integration policies (BIPs)	How does the region involve itself in the national reception and integration system for BIPs?	Multiple choice (insert "X" in all boxes that fit your region's situation)	The region exchanges knowledge and information in matters decided at national level	The region formulates and develops decisions policy positions in matters decided at national level	The region takes part in the policy implementation in matters decided at national level	Other (please specify)						Please, indicate sources' details that motivate your answer (e.g. policy reference, link, examples, etc.)	Comment box
			Systematically/Regularly	100	100	100								
			Occasionally/On an ad-hoc basis	50	50	50								
			Never	0	0	0								

Questionnaire with scoring

Item №	Item description	Indicator		Option 1	Option 2	Option 3	Option 4	Option 5	Option 6	Option 7	Option 8	Option 9	Sources	Comment box
37	Support for civil society (TCNs)	Which kind of support does the region provide for NGOs/associations carrying out projects in the field of migrant integration?	Multiple choice (insert "X" in all boxes that fit your region's situation)	In-kind material support (e.g. locations, commodity, goods, etc.)	In-kind immaterial support (e.g. training, seminars, know-how for project development/implementation, etc.)	In-cash support via mainstream or targeted funds	Other (please specify)						Please, indicate sources' details that motivate your answer (e.g. policy reference, link, examples, etc.)	Comment box
		Systematically/Regularly	100	100	100									
		Occasionally/On an ad-hoc basis	50	50	50									
		Never	0	0	0									
38	Support for civil society (BIPs)	Which kind of support does the region provide for NGOs/associations carrying out projects in the field of BIPs reception and integration?	Multiple choice (insert "X" in all boxes that fit your region's situation)	In-kind material support (e.g. locations, commodity, goods, etc.)	In-kind immaterial support (e.g. training, seminars, know-how for project development/implementation, etc.)	In-cash support via mainstream or targeted funds	Other (please specify)						Please, indicate sources' details that motivate your answer (e.g. policy reference, link, examples, etc.)	Comment box
		Systematically/Regularly	100	100	100									
		Occasionally/On an ad-hoc basis	50	50	50									
		Never	0	0	0									
39	Support for local authorities (TCNs)	Which kind of support does the region provide for local authorities as regards the field of migrant integration?	Multiple choice (insert "X" in all boxes that fit your region's situation)	In-kind material support (e.g. locations, commodity, goods, etc.)	In-kind immaterial support (e.g. training, seminars, know-how for policy development/implementation, etc.)	In-cash support via mainstream or targeted funds	Other (please specify)						Please, indicate sources' details that motivate your answer (e.g. policy reference, link, examples, etc.)	Comment box
		Systematically/Regularly	100	100	100									
		Occasionally/On an ad-hoc basis	50	50	50									
		Never	0	0	0									

Item №	Item description	Indicator	Option 1	Option 2	Option 3	Option 4	Option 5	Option 6	Option 7	Option 8	Option 9	Sources	Comment box		
40	Support for local authorities	Which kind of support does the region provide for local authorities as regards the field of BIPs reception and integration?											Please, indicate sources' details that motivate your answer (e.g. policy reference, link, examples, etc.)	Comment box	
	(BIPs)	Multiple choice (insert "X" in all boxes that fit your region's situation)	In-kind material support (e.g. locations, commodity, goods, etc.)	In-kind immaterial support (e.g. training, seminars, know-how for policy development/implementation, etc.)	In-cash support via mainstream or targeted funds	Other (please specify)									
		Systematically/Regularly	100	100	100										
		Occasionally/On an ad-hoc basis	50	50	50										
		Never	0	0	0										
41	Integration strategy: budget (amount)	What is the total amount of the budget dedicated to the implementation of the integration strategy and migrant integration actions in the region? (Specify amount in euros)											Please, indicate sources' details that motivate your answer (e.g. policy reference, link, examples, etc.)	Comment box	
	(TCNs)														
42	Integration strategy: budget (amount)	What is the total amount of the budget dedicated to the implementation of the reception and integration strategy for BIPs in the region? (Specify amount in euros)											Please, indicate sources' details that motivate your answer (e.g. policy reference, link, examples, etc.)	Comment box	
	(BIPs)														
43	Integration strategy: budget (sources)	What are the main sources of the budget dedicated to the implementation of the integration strategy and migrant integration actions in the region? (Specify amount in euros)	Regional funds	National funds	EU funds	Private funds (please specify)	Other (please specify)	NONE						Please, indicate sources' details that motivate your answer (e.g. policy reference, link, examples, etc.)	Comment box
	(TCNs)														

Questionnaire with scoring

Item №	Item description	Indicator	Option 1	Option 2	Option 3	Option 4	Option 5	Option 6	Option 7	Option 8	Option 9	Sources	Comment box	
44	Integration strategy: budget (sources)	What are the main sources of the budget dedicated to the implementation of the reception and integration strategy for BIPs in the region? (Specify amount in euros)	Regional funds	National funds	EU funds	Private funds (please specify)	Other (please specify)	NONE					Please, indicate sources' details that motivate your answer (e.g. policy reference, link, examples, etc.)	Comment box
	(BIPs)													
45	Health access: measures (irregular)	Provided competence of the region in this area, which are the health conditions granted to migrants in irregular situation?	Health care coverage is unconditional and granted to the same conditions as nationals.	Access to health care coverage is granted on more restrictive conditions than for nationals (e.g. depending on the length of stay / enrollment in public facilities / etc.).	The services covered by the health care are granted on more restrictive conditions than for nationals (eg: only urgent treatments / additional medication / etc)	Both the access and the services covered by the health care are more restrictive than for nationals.	No inclusion (costs must be paid in full by the user or by a commercial insurance policy)						Please, indicate sources' details that motivate your answer (e.g. policy reference, link, examples, etc.)	Comment box
	(TCNs)							Insert "X" in the option that fits your region's situation	100	50	50			
46	Health conditions: measures (regular)	Provided competence of the region in this area, which are the health conditions granted to migrants in regular situation?	Health care coverage is unconditional and granted to the same conditions as nationals.	Access to health care coverage is granted on more restrictive conditions than for nationals (e.g. depending on the length of stay / enrollment in public facilities / etc.).	The services covered by the health care are granted on more restrictive conditions than for nationals (eg: only urgent treatments / additional medication / etc)	Both the access and the services covered by the health care are more restrictive than for nationals.	No inclusion (costs must be paid in full by the user or by a commercial insurance policy)						Please, indicate sources' details that motivate your answer (e.g. policy reference, link, examples, etc.)	Comment box
	(TCNs)							Insert "X" in the option that fits your region's situation	100	50	50			
47	Health inclusion (language): measures	Regardless of the region's competences in this area, mark the actions that the region has undertaken to favour migrants' health inclusion regarding interpretation services	Systematically/Regularly qualified interpretation services for patients with inadequate proficiency in the official language(s) free of charge	Systematically/Regularly qualified interpretation services for patients with inadequate proficiency in the official language(s) payed by patients	Occasionally/On an ad-hoc basis qualified interpretation services for patients with inadequate proficiency in the official language(s) free of charge	Occasionally/On an ad-hoc basis qualified interpretation services for patients with inadequate proficiency in the official language(s) payed by patients	No qualified interpretation services for patients with inadequate proficiency in the official language(s) available						Please, indicate sources' details that motivate your answer (e.g. policy reference, link, examples, etc.)	Comment box
	(TCNs)							Insert "X" in the option that fits your region's situation	100	50	50			

Item Nº	Item description	Indicator	Option 1	Option 2	Option 3	Option 4	Option 5	Option 6	Option 7	Option 8	Option 9	Sources	Comment box	
48	Health inclusion (information): measures (TCNs)	Regardless of the region's competences in this area, mark the actions that the region has undertaken to favour migrants' health inclusion regarding targeted information	Multiple choice (insert "X" in all boxes that fit your region's situation)	Target information for migrants on entitlements and use of health services									Please, indicate sources' details that motivate your answer (e.g. policy reference, link, examples, etc.)	Comment box
		Systematically/Regularly and free	100											
		Occasionally/On an ad-hoc basis	50											
		Never	0											
49	Housing access: measures (TCNs)	Regardless of the region's competences in this area, mark the actions that the region has undertaken to favour migrant access to housing market	Multiple choice (insert "X" in all boxes that fit your region's situation)	Provision of targeted housing advice, counselling, representation to favour migrants' access to the housing market	Provision of targeted financial support (in-cash support)	Provision of targeted in-kind support (dedicated public housing)	Address situations of segregation by developing territorial profiles (mapping presence of refugees/migrants/IDPs, poverty, building stocks, connectivity, vulnerability to disasters etc.) improving the quality of urban space (neighborhood, transport, service provision planning, etc.)				Other (please specify)	Please, indicate sources' details that motivate your answer (e.g. policy reference, link, examples, etc.)	Comment box	
		Systematically/Regularly	100	100	100	100								
		Occasionally/On an ad-hoc basis	50	50	50	50								
		Never	0	0	0	0								

Questionnaire with scoring

Item №	Item description	Indicator	Option 1	Option 2	Option 3	Option 4	Option 5	Option 6	Option 7	Option 8	Option 9	Sources	Comment box	
50	Labour market inclusion: measures (TCNs)	Regardless of the region's competences in this area, mark the actions that the region has systematically undertaken to favour migrant inclusion into the labour market	<i>Multiple choice (insert "X" in all boxes that fit your region's situation)</i>	Targeted training other than generic language training (e.g. bridging courses, job specific language training, etc.).	Programmes to encourage hiring of TCNs (e.g. employer incentives, work placements, public sector commitments, etc.)	Targeted programmes to address the labour market situation of migrant groups with special needs (e.g. youth, NEETs, women, long-term unemployed, illiterate, etc.) (please specify the target group(s) in the comment box)	Financial / logistical support/assistance is provided for migrant entrepreneurs (e.g. for the preparation of a business plan, grants and micro-credits, access to credit, initial capital outlay, alternative income/social support, ongoing business development activities)	Measures designed to increase participation in vocational training courses, apprenticeships and/or degree programmes (e.g. scholarships, incentives, campaigns, orientation, mentoring, support)	A partnership is in place between local authorities, social enterprises and the private sector to support new labour opportunities for migrant and host communities	Targeted actions to fight labour market exploitation (e.g. labour abuse/exploitation, labour market offenders, rogue businesses, etc.)	Other (please specify)	<i>Please, indicate sources' details that motivate your answer (e.g. policy reference, link, examples, etc.)</i>	<i>Comment box</i>	
		Systematically/Regularly		100	100	100	100	100	100	100				100
		Occasionally/On an ad-hoc basis		50	50	50	50	50	50	50				50
		Never		0	0	0	0	0	0	0				0
51	Educational inclusion: measures (TCNs)	Regardless of the region's competences in this area, mark the actions that the region has undertaken to favour migrant inclusion into the educational context	<i>Multiple choice (insert "X" in all boxes that fit your region's situation)</i>	Provision of guidance and support to address educational situation of migrant groups (e.g. teaching assistance, homework support)	Provision of targeted financial resources to address educational situation of migrant groups.	Put in place measures to avoid segregation of pupils on ethnic, religious, linguistic or other grounds.	Intercultural education is offered as stand-alone school subject and/or as transversal topic in in school curriculum.	Measures to bring migrants into the teacher workforce (e.g. campaigns, incentives, support)	Provide intercultural competence training to educational staff	School places for all children (incl. undocumented) of compulsory schooling age.	Other (please specify)	<i>Please, indicate sources' details that motivate your answer (e.g. policy reference, link, examples, etc.)</i>	<i>Comment box</i>	
		Systematically/Regularly		100	100	100	100	100	100	100				100
		Occasionally/On an ad-hoc basis		50	50	50	50	50	50	50				50
		Never		0	0	0	0	0	0	0				0

Item No	Item description	Indicator		Option 1	Option 2	Option 3	Option 4	Option 5	Option 6	Option 7	Option 8	Option 9	Sources	Comment box
52	Language inclusion: measures (TCNs)	Regardless of the region's competences in this area, mark the actions that the region has systematically undertaken to favour migrants' language inclusion	Multiple choice (insert "X" in all boxes that fit your region's situation)	Needs-assessed/tailored language training in the official language(s) for migrants	Teaching migrant/minority languages as part of the regular curriculum at schools	Teaching migrant/minority languages as a mother tongue course for migrant/minority children only	Teaching migrant/minority languages as a regular language option available to everyone	In cash support for private/civil sector organisations providing language training in migrant/minority languages	In-kind support for private/civil sector organisations providing language training in migrant/minority languages	Other (please specify)			Please, indicate sources' details that motivate your answer (e.g. policy reference, link, examples, etc.)	Comment box
				Systematically/Regularly	100	100	100	100	100	100				
				Occasionally/On an ad-hoc basis	50	50	50	50	50	50				
				Never	0	0	0	0	0	0				
53	Universal/public services measures (TCNs)	Regardless of the region's competences in this area, mark the actions that the region has undertaken to favour migrant access to universal services	Multiple choice (insert "X" in all boxes that fit your region's situation)	One-stop-shops	Welcome packs	Guidelines on how to access public services	Other (please specify)						Please, indicate sources' details that motivate your answer (e.g. policy reference, link, examples, etc.)	Comment box
				Systematically/Regularly	100	100	100							
				Occasionally/On an ad-hoc basis	50	50	50							
				Never	0	0	0							
54	Social security and assistance: measures (TCNs)	Regardless of the region's competences in this area, does the region undertake additional measures to ensure access to:	Multiple choice (insert "X" in all boxes that fit your region's situation)	Unemployment benefits	Old age pension	Invalidity benefits	Maternity/Paternity leave	Family benefit	Social assistance	Other (please specify)			Please, indicate sources' details that motivate your answer (e.g. policy reference, link, examples, etc.)	Comment box
				Systematically/Regularly	100	100	100	100	100	100				
				Occasionally/On an ad-hoc basis	50	50	50	50	50	50				
				Never	0	0	0	0	0	0				

Item №	Item description	Indicator	Option 1	Option 2	Option 3	Option 4	Option 5	Option 6	Option 7	Option 8	Option 9	Sources	Comment box						
55	Social integration: measures	Does the region provide social orientation courses targeting migrants	YES, systematically/regularly		YES, occasionally/on an ad-hoc basis		NO, it does not.							Please, indicate sources' details that motivate your answer (e.g. policy reference, link, examples, etc.)	Comment box				
	(TCNs)		Insert "X" in the option that fits your region's situation	100	50	0													
56	Inter-religious relation	Does the region have a permanent body/unit that deals with inter-religious relations? (either internally managed by the region or outsourced, e.g. NGO).	YES, there is a regional body/unit which also deals with inter-religious relations		NO, there is not.									Please, indicate sources' details that motivate your answer (e.g. policy reference, link, examples, etc.)	Comment box				
	(TCNs)		Insert "X" in the option that fits your region's situation	100	0														
57	Cultural events promoting diversity and/or integration	Does the region organise events and activities in the fields of arts, culture and sport that aim to encourage people from different cultural backgrounds to interact and to foster migrant integration?	Multiple choice (insert "X" in all boxes that fit your region's situation)	YES, its own events		YES, funding third parties' events								Please, indicate sources' details that motivate your answer (e.g. policy reference, link, examples, etc.)	Comment box				
	(TCNs)			Systematically/Regularly	100	100													
				Occasionally/On an ad-hoc basis	50	50													
				Never	0	0													

Item No	Item description	Indicator	Option 1	Option 2	Option 3	Option 4	Option 5	Option 6	Option 7	Option 8	Option 9	Sources	Comment box
58	Body/unit for anti-discrimination matters	Does the region run or found a permanent service that advises and supports victims of discrimination on grounds of race, colour, language, religion, nationality or national/ethnic origin in the regional administration and services? (either internally managed by the region or outsourced, e.g. NGO).	YES, it has service that advises and supports victims of discrimination, including that on the grounds of race, colour, language, religion, nationality or national/ethnic origin	NO, it does not.									
	(TCNs)	Insert "X" in the option that fits your region's situation	100	0								Please, indicate sources' details that motivate your answer (e.g. policy reference, link, examples, etc.)	Comment box
59	Anti-discrimination measure	Does the region have a charter or another binding document proscribing discrimination against persons or groups of persons on grounds of race, colour, language, religion, nationality or national/ethnic origin in the regional administration and services?	YES, it has charter/binding document proscribing all kinds of discrimination, including discrimination on the grounds of race, colour, language, religion, nationality or national/ethnic origin	YES, it has specific charter/binding document proscribing discrimination on the grounds of race, colour, language, religion, nationality or national/ethnic origin	NO, it does not.								
	(TCNs)	Insert "X" in the option that fits your region's situation	100	50	0							Please, indicate sources' details that motivate your answer (e.g. policy reference, link, examples, etc.)	Comment box
60	Anti-discrimination campaign	Does the region run anti-discrimination campaigns or raise awareness on discrimination in other ways?	YES, systematically/regularly, addressing discrimination, including those on the grounds of race, colour, language, religion, nationality or national/ethnic origin	YES, occasionally/on an ad-hoc basis, addressing discrimination, including those on the grounds of race, colour, language, religion, nationality or national/ethnic origin.	NO, it does not.								
	(TCNs)	Insert "X" in the option that fits your region's situation	100	50	0							Please, indicate sources' details that motivate your answer (e.g. policy reference, link, examples, etc.)	Comment box

Item №	Item description	Indicator	Option 1	Option 2	Option 3	Option 4	Option 5	Option 6	Option 7	Option 8	Option 9	Sources	Comment box
61	Anti-discrimination monitoring (TCNs)	Does the region monitor the extent and the character of discrimination against migrants in the territory?	YES, systematically/regularly, addressing discrimination, including those on the grounds of race, colour, language, religion, nationality or national/ethnic origin	YES, occasionally/on an ad-hoc basis, addressing discrimination, including those on the grounds of race, colour, language, religion, nationality or national/ethnic origin.	NO, it does not.							<i>Please, indicate sources' details that motivate your answer (e.g. policy reference, link, examples, etc.)</i>	Comment box
			<i>Insert "X" in the option that fits your region's situation</i>	100	50	0							